



Kane County

1996 S. Kirk Rd. Suite 320
Geneva, IL 60134

Forest Preserve District Executive Committee

Agenda

President Bill Lenert, Michelle Gumz, Jon Gripe, Mo Iqbal, Leslie Juby, Anita Lewis, Bill Roth,
Cherryl Strathmann, Rick Williams

Thursday, April 3, 2025

8:30 AM

3rd Floor Board Room

I. **Call To Order**

Remote Attendance Approval

II. **Approval of Minutes of March 6, 2025**

III. **Public Comment (Each Speaker is limited to three minutes)**

IV. **Presentation and Approval of Bills and Commissioners' Per Diem from March 2025**

TMP-25-410 Bills and Commissioner's Per Diem for March 2025

V. **Finance and Administration**

[TMP-25-398](#) Resolution Authorizing the Forest Preserve District of Kane County, IL to Apply for and Enter Into Grant Agreements

VI. **Planning & Utilization**

[TMP-25-396](#) Resolution Approving a Bid to Replace an Irrigation Well at Settler's Hill Golf Course

[TMP-25-389](#) Resolution Approving an RFP Design-Build Bid for the Design and Installation of a Fire Suppression System for the Fabyan Windmill

VII. **Executive**

TMP-25-408 Resolution Authorizing the Forest Preserve District of Kane County, IL to Enter into a Two-year (2) Lease Agreement with The Conservation Foundation of Naperville, IL

TMP-25-287 Resolution Approving the Commissioner's Expenses Attending the 2025 IPRA/IAPD Annual Conference in Chicago, IL

VIII. **Closed Session to Discuss Land Acquisition, License Agreements, Potential Litigation and Personnel**

IX. **Communications**

X. **President's Comments**

XI. Financial Reports

TMP-25-411 Finance Reports

- A. Bond Investment Analysis Report through February 2025
- B. Cash & Investment Report through February 2025
- C. Income Statement through February 2025

XII. Adjournment

Adjournment Until: Thursday May 8th, 2025 at 8:30AM in person at the Forest Preserve District Administration Offices 1996 S. Kirk Road, Suite 320 Geneva, Illinois and via zoom

**<https://zoom.us/j/6302325980?pwd=aURTSGJoRiVJNDRCcHJXd3dvaVVRUT09>
Meeting ID: 630 232 5980 Password: 24680 The Request to Speak Form on the Districts' website must still be completed for guests to speak at the meeting.**

STATE OF ILLINOIS)

SS.

COUNTY OF KANE)

REPORT NO. TMP-25-410

BILLS AND COMMISSIONER'S PER DIEM FOR MARCH 2025

Commissioner Per Diem

March 2025

Commissioner										Days	\$ Amount
***LENERT, Bill	Executive	3/6/2025	Land Acq	3/27/2025	Plan & Util	Fin & Admin	3/25/2025	Full Comm	3/11/2025	4	
ALLAN, Deborah				3/27/2025	Plan & Util			Full Comm	3/11/2025	2	\$ 60
ARROYO, Alex				3/27/2025	Plan & Util			Full Comm	3/11/2025	2	\$ 60
BATES, Mavis				3/27/2025	Plan & Util			Full Comm	3/11/2025	2	\$ 60
BERMAN, Dale				3/27/2025	Plan & Util*			Full Comm*	3/11/2025	2	\$ 60
DAUGHERTY, Gary						Fin & Admin*	3/25/2025	Full Comm*	3/11/2025	2	\$ 60
GARCIA, Sonia			Land Acq	Absent				Full Comm	3/11/2025	1	\$ 30
GRIPE, Jonathan	Executive	3/6/2025				Fin & Admin	3/25/2025	Full Comm	3/11/2025	3	\$ 90
GUMZ, Michelle	Executive	Absent	Land Acq	Absent				Full Comm	3/11/2025	1	\$ 30
IQBAL, Mo	Executive	3/6/2025				Fin & Admin	3/25/2025	Full Comm	3/11/2025	3	\$ 90
JUBY, Leslie	Executive	3/6/2025				Fin & Admin	3/25/2025	Full Comm	3/11/2025	3	\$ 90
KIOUS, Chris				3/27/2025	Plan & Util			Full Comm	3/11/2025	2	\$ 60
*LEWIS, Anita	Executive	3/6/2025	Land Acq	3/27/2025				Full Comm	3/11/2025	3	\$ 90
LINDER, Mike			Land Acq	3/27/2025				Full Comm*	3/11/2025	2	\$ 60
MOLINA, Myrna				3/27/2025	Plan & Util*			Full Comm	3/11/2025	2	\$ 60
PENESIS, Ted				3/27/2025	Plan & Util			Full Comm	3/11/2025	2	\$ 60
ROTH, Bill	Executive	3/6/2025	Land Acq	3/27/2025		Fin & Admin	3/25/2025	Full Comm	3/11/2025	4	\$ 120
SANCHEZ, Jarett			Land Acq	3/27/2025				Full Comm	Absent	1	\$ 30
*STRATHMANN, Cheryl	Executive	3/6/2025		3/27/2025	Plan & Util			Full Comm	3/11/2025	3	\$ 90
SURGES, Cliff								Full Comm	Absent	0	\$ -
TARVER, Bill								Full Comm	3/11/2025	1	\$ 30
TEPE, Vern								Full Comm	3/11/2025	1	\$ 30
*WILLIAMS, Rick	Executive	3/6/2025				Fin & Admin	Absent	Full Comm	3/11/2025	2	\$ 60
YOUNG, David								Full Comm	3/11/2025	1	\$ 30
Remote= *										Total	\$ 1,350



David Petschke, Dir. of Finance

3/27/2025

Date



Accounts Payable Invoice Report

G/L Date Range 03/01/25 - 03/31/25
 Report By Department - Vendor - Invoice
 Summary Listing

Invoice Number	Invoice Description	Status	Held Reason	Invoice Date	Due Date	G/L Date	Received Date	Payment Date	Invoice Net Amount	
Department 11 - Administrative										
Sub-Department 11-11 Administrative,Administrative										
Vendor 3644 - Jonathan Gripe										
012325	Admin-IAPD/IPRA Conference Reimbursement 1/23/25-1/25/25	Paid by Check #126418		01/23/2025	03/04/2025	03/04/2025		04/08/2025	557.66	
						Vendor 3644 - Jonathan Gripe Totals		Invoices	1	<u>\$557.66</u>
Vendor 1376 - Kinnally Flaherty Krentz Loran Hodge & Masur PC										
463	Admin-Kane County Recorder Keslinger Expenses	Paid by EFT #505		02/28/2025	03/07/2025	03/07/2025		04/08/2025	99.00	
288	Admin-Retainer Fee April 2025	Paid by EFT #505		03/03/2025	03/07/2025	03/07/2025		04/08/2025	9,283.00	
						Vendor 1376 - Kinnally Flaherty Krentz Loran Hodge & Masur PC Totals		Invoices	2	<u>\$9,382.00</u>
Vendor 3180 - Konica Minolta Business Solutions USA Inc.										
9010330462	Admin-Usage 1/25/25-2/24/25	Paid by Check #126424		02/24/2025	03/07/2025	03/07/2025		04/08/2025	165.59	
						Vendor 3180 - Konica Minolta Business Solutions USA Inc. Totals		Invoices	1	<u>\$165.59</u>
Vendor 1390 - Laner Muchin Ltd										
684618	Admin-ProfSvcRenderedThrough2/20/25 ClientMatter6552.13	Paid by Check #126425		03/01/2025	03/25/2025	03/25/2025		04/08/2025	57.00	
						Vendor 1390 - Laner Muchin Ltd Totals		Invoices	1	<u>\$57.00</u>
Vendor 1680 - Menards Batavia										
45053	Admin-Electric Water Heater, (2) 3/4" Dielectric Union	Paid by EFT #509		03/06/2025	03/25/2025	03/25/2025		04/08/2025	253.58	
						Vendor 1680 - Menards Batavia Totals		Invoices	1	<u>\$253.58</u>
Vendor 3436 - Peak Software Systems Inc.										
028295	Admin-SportsmanThrough3/13/26,Cloud Hosting,ActivityReg	Paid by Check #126374		03/06/2025	03/06/2025	03/06/2025		03/06/2025	4,481.40	
						Vendor 3436 - Peak Software Systems Inc. Totals		Invoices	1	<u>\$4,481.40</u>
Vendor 3569 - Tyler Technologies, Inc.										
045508091	Admin-ETimesheets&LeaveManagement5 /1/25-4/30/26	Paid by Check #126441		04/01/2025	03/25/2025	03/25/2025		04/08/2025	1,102.50	
						Vendor 3569 - Tyler Technologies, Inc. Totals		Invoices	1	<u>\$1,102.50</u>
Vendor 3646 - Wells Fargo Financial Leasing, Inc.										
5033241763	Admin-Coverage Period 2/28/25-3/28/25	Paid by Check #126443		02/11/2025	03/14/2025	03/14/2025		04/08/2025	179.39	
5033648572	Admin-Coverage Period 3/29/25-4/28/25	Paid by Check #126443		03/15/2025	03/25/2025	03/25/2025		04/08/2025	179.39	
						Vendor 3646 - Wells Fargo Financial Leasing, Inc. Totals		Invoices	2	<u>\$358.78</u>
Sub-Department 11-11 Administrative,Administrative Totals								Invoices	10	<u>\$16,358.51</u>
Department 11 - Administrative Totals								Invoices	10	<u>\$16,358.51</u>

11 Administrative _____



Accounts Payable Invoice Report

G/L Date Range 03/01/25 - 03/31/25
 Report By Department - Vendor - Invoice
 Summary Listing

Invoice Number	Invoice Description	Status	Held Reason	Invoice Date	Due Date	G/L Date	Received Date	Payment Date	Invoice Net Amount	
Department 12 - Finance & Business										
Sub-Department 12-12 Finance & Business,Finance										
Vendor 1919 - AT & T										
6308450676030325	Fin-Office Alarm Fax Machine Svc 3/4/25-4/3/25	Paid by Check #126395		03/04/2025	03/19/2025	03/19/2025		03/20/2025	47.24	
							Vendor 1919 - AT & T Totals	Invoices	1	<u>\$47.24</u>
Vendor 3450 - ODP Business Solutions, LLC										
412023916001	Fin-(5)4PkEnvelopeMoistener, (4)PostItFlags,4PKGlueStick,PO#1 7534	Paid by Check #126430		02/24/2025	03/04/2025	03/04/2025		04/08/2025	89.74	
412024774001	Fin-(2)Notebook, (2)Staple, PO#17534	Paid by Check #126430		02/25/2025	03/04/2025	03/04/2025		04/08/2025	46.69	
							Vendor 3450 - ODP Business Solutions, LLC Totals	Invoices	2	<u>\$136.43</u>
Vendor 1853 - Paddock Publications										
325797	Fin-Legal Notice For Well Pre Bid Meeting @ Settlers	Paid by Check #126431		02/24/2025	03/04/2025	03/04/2025		04/08/2025	55.20	
							Vendor 1853 - Paddock Publications Totals	Invoices	1	<u>\$55.20</u>
							Sub-Department 12-12 Finance & Business,Finance Totals	Invoices	4	<u>\$238.87</u>
							Department 12 - Finance & Business Totals	Invoices	4	<u>\$238.87</u>
12 Finance & Business										
Department 14 - Human Resources										
Sub-Department 14-18 Human Resources,Human Resources										
Vendor 2758 - Audiogram On-site, Inc DBA Audiometric Associates										
18617	HR- AudiometricTesting&HearingCons ervationTrng(45)Employees	Paid by Check #126409		03/13/2025	03/14/2025	03/14/2025		04/08/2025	1,485.00	
							Vendor 2758 - Audiogram On-site, Inc DBA Audiometric Associates Totals	Invoices	1	<u>\$1,485.00</u>
Vendor 3515 - Isaac Ray Forensic Group, LLC										
2412	HR-Pre Hire Psychological Screening Examination	Paid by Check #126421		02/25/2025	03/14/2025	03/14/2025		04/08/2025	410.00	
2416	HR-Pre Hire Psychological Screening Examination	Paid by Check #126421		03/12/2025	03/14/2025	03/14/2025		04/08/2025	410.00	
							Vendor 3515 - Isaac Ray Forensic Group, LLC Totals	Invoices	2	<u>\$820.00</u>
Vendor 3640 - Occupational Health Centers of Illinois, P.C.										
1015928756	HR-Fit For Duty Level 2 Marroquin	Paid by Check #126429		10/08/2024	03/07/2025	03/07/2025		04/08/2025	117.00	
							Vendor 3640 - Occupational Health Centers of Illinois, P.C. Totals	Invoices	1	<u>\$117.00</u>
Vendor 3450 - ODP Business Solutions, LLC										
408544457001	HR-Chair, PO#17520	Paid by Check #126430		01/31/2025	03/14/2025	03/14/2025		04/08/2025	386.24	
							Vendor 3450 - ODP Business Solutions, LLC Totals	Invoices	1	<u>\$386.24</u>
Vendor 3556 - Joseph Palmisano										
022825	HR-Safety Shoe Reimbursement	Paid by Check #126432		02/28/2025	03/04/2025	03/04/2025		04/08/2025	150.00	



Accounts Payable Invoice Report

G/L Date Range 03/01/25 - 03/31/25
 Report By Department - Vendor - Invoice
 Summary Listing

Invoice Number	Invoice Description	Status	Held Reason	Invoice Date	Due Date	G/L Date	Received Date	Payment Date	Invoice Net Amount
Vendor 1618 - Tyler Medical Services			Vendor 3556 - Joseph Palmisano Totals			Invoices	1		\$150.00
459712	HR-Physical Exam Pre Placement, 10 Panel Rapid DS, Audiogram	Paid by EFT #516		02/27/2025	03/14/2025	03/14/2025		04/08/2025	175.00
459769	HR-Random Program Monthly Billing	Paid by EFT #516		02/28/2025	03/14/2025	03/14/2025		04/08/2025	300.00
460101	HR-Physical Exam Pre Placement, 10 Panel Rapid DS, Audiogram	Paid by EFT #516		03/17/2025	03/25/2025	03/25/2025		04/08/2025	175.00
Vendor 1618 - Tyler Medical Services Totals			Sub-Department 14-18 Human Resources,Human Resources Totals			Invoices	3		\$650.00
						Invoices	9		\$3,608.24
Sub-Department 14-20 Human Resources,Volunteer									
Vendor 3373 - American National Red Cross DBA American Red Cross									
22754836	HR Vol-(12)Adult First Aid/CPR/AED-BL	Paid by EFT #494		01/31/2025	03/14/2025	03/14/2025		04/08/2025	480.00
Vendor 3373 - American National Red Cross DBA American Red Cross Totals			Vendor 2308 - Robb A Cleave Totals			Invoices	1		\$480.00
021925	HR Vol-Mileage & Parking Reimbursement 2/19/25-3/1/25	Paid by Check #126413		02/19/2025	03/14/2025	03/14/2025		04/08/2025	70.58
Vendor 1680 - Menards Batavia			Vendor 2308 - Robb A Cleave Totals			Invoices	1		\$70.58
45427	HR Vol-Snacks For River Cleanups	Paid by EFT #509		03/13/2025	03/20/2025	03/20/2025		04/08/2025	78.86
Vendor 1680 - Menards Batavia Totals			Vendor 1680 - Menards Batavia Totals			Invoices	1		\$78.86
Sub-Department 14-20 Human Resources,Volunteer Totals			Department 14 - Human Resources Totals			Invoices	3		\$629.44
						Invoices	12		\$4,237.68
14 Human Resources									
Department 21 - Operations & Maintenance									
Sub-Department 21-21 Operations & Maintenance,Administrative									
Vendor 2281 - Geoffrey C Barrett									
031425	Ops Admin-CDL Renewal Reimbursement	Paid by Check #126411		03/14/2025	03/27/2025	03/27/2025		04/08/2025	50.00
Vendor 2281 - Geoffrey C Barrett Totals			Vendor 2469 - Illinois Department of Agriculture			Invoices	1		\$50.00
20252027Callahan	Ops Admin-2025-2027 Applicator License Fee Callahan	Paid by Check #126389		02/26/2023	03/13/2025	03/13/2025		03/14/2025	120.00
20252027Kvasnick	Ops Admin-2025-2027 Applicator License Fee Kvasnicka	Paid by Check #126391		02/14/2025	03/13/2025	03/13/2025		03/14/2025	120.00
20252027Dybeck	Ops Admin-2025-2027 Applicator License Fee Dybeck	Paid by Check #126390		02/25/2025	03/13/2025	03/13/2025		03/14/2025	120.00
Vendor 2469 - Illinois Department of Agriculture Totals			Sub-Department 21-21 Operations & Maintenance,Administrative Totals			Invoices	3		\$360.00
Sub-Department 21-22 Operations & Maintenance,North						Invoices	4		\$410.00
Vendor 3466 - Al Warren Oil Co. Inc.									



Accounts Payable Invoice Report

G/L Date Range 03/01/25 - 03/31/25
 Report By Department - Vendor - Invoice
 Summary Listing

Invoice Number	Invoice Description	Status	Held Reason	Invoice Date	Due Date	G/L Date	Received Date	Payment Date	Invoice Net Amount	
W1727767	N Ops-(902.3)Gal Gas Delivered To Muirhead 2/27/25	Paid by EFT #478		03/03/2025	03/04/2025	03/04/2025			2,266.40	
W1727768	N Ops-(437.9)Gal Diesel Delivered To Muirhead 2/27/25	Paid by EFT #478		03/03/2025	03/04/2025	03/04/2025			1,296.71	
Vendor 3466 - AI Warren Oil Co. Inc. Totals								Invoices	2	<u>\$3,563.11</u>
Vendor 1029 - Alarm Detection Systems Inc 604561069	N Ops-Quarterly Alarm Charges @ Muirhead 04/25-06/25	Paid by EFT #490		03/09/2025	03/19/2025	03/19/2025		03/20/2025	953.16	
Vendor 1029 - Alarm Detection Systems Inc Totals								Invoices	1	<u>\$953.16</u>
Vendor 1942 - Arends Hogan Walker LLC DBA AHW LLC I10726035A	N Ops-John Deere Gator, PO# 2025-19, Res#3115	Paid by EFT #483		03/05/2025	03/11/2025	03/11/2025		03/12/2025	15,136.20	
Vendor 1942 - Arends Hogan Walker LLC DBA AHW LLC Totals								Invoices	1	<u>\$15,136.20</u>
Vendor 1919 - AT & T 8477420695020325	N Ops-Jon Duerr Gas Modem Svc 2/22/25-3/21/25	Paid by Check #126365		02/22/2025	03/04/2025	03/04/2025		03/06/2025	72.19	
2023002013	N Ops/S Ops-Muirhead & Grunwald Svc 3/7/25-4/6/25	Paid by Check #126396		03/07/2025	03/19/2025	03/19/2025		03/20/2025	393.88	
Vendor 1919 - AT & T Totals								Invoices	2	<u>\$466.07</u>
Vendor 1142 - City of Elgin 51735312780225	N Ops-Tyler Creek Residence & Sirens Svc 1/16/25-2/19/25	Paid by Check #126380		03/03/2025	03/12/2025	03/12/2025		03/14/2025	15.95	
Vendor 1142 - City of Elgin Totals								Invoices	1	<u>\$15.95</u>
Vendor 2027 - ComEd 7486620000225	N Ops-Muirhead Restroom/Shelter Svc 1/21/25-2/19/25	Paid by Check #126367		02/24/2025	03/04/2025	03/04/2025		03/06/2025	31.15	
78229950001124	N Ops-Bowes Creek Solar Panel Svc 10/28/24-11/25/24	Paid by Check #126369		02/25/2025	03/04/2025	03/04/2025		03/06/2025	25.42	
9421280000225	N Ops-Neville Property Svc 1/27/25-2/25/25	Paid by Check #126370		02/25/2025	03/04/2025	03/04/2025		03/06/2025	58.42	
78229950001224	N Ops-Bowes Creek Solar Panel Svc 11/25/24-12/27/24	Paid by Check #126384		03/03/2025	03/12/2025	03/12/2025		03/14/2025	26.17	
37569750000225	N Ops-Hoscheit Woods Svc 1/30/25-3/3/25	Paid by Check #126381		03/05/2025	03/12/2025	03/12/2025		03/14/2025	31.23	
78229950000125	N Ops-Bowes Creek Solar Panel Svc 12/27/24-1/31/25	Paid by Check #126383		03/07/2025	03/12/2025	03/12/2025		03/14/2025	30.98	
78229950000225	N Ops-Bowes Creek Solar Panel Svc 1/31/25-2/27/25	Paid by Check #126399		03/13/2025	03/19/2025	03/19/2025		03/20/2025	30.98	
Vendor 2027 - ComEd Totals								Invoices	7	<u>\$234.35</u>
Vendor 1180 - Culligan Tri City Soft Water Services, Inc 30670	N Ops-NOpsFacSulphurClear&Mark80Svc 11/1/24-11/30/24	Paid by EFT #479		11/01/2024	03/04/2025	03/04/2025		03/06/2025	85.00	



Accounts Payable Invoice Report

G/L Date Range 03/01/25 - 03/31/25
 Report By Department - Vendor - Invoice
 Summary Listing

Invoice Number	Invoice Description	Status	Held Reason	Invoice Date	Due Date	G/L Date	Received Date	Payment Date	Invoice Net Amount
31522	N Ops- NOpsFacSulphurClear&Mark80Svc 3/1/25-3/31/25	Paid by EFT #491		03/01/2025	03/19/2025	03/19/2025		03/20/2025	85.00
31550	N Ops-Tomo Chi Chi Medalist Softener Svc 3/1/25-3/31/25	Paid by EFT #491		03/01/2025	03/19/2025	03/19/2025		03/20/2025	31.50
Vendor 1180 - Culligan Tri City Soft Water Services, Inc Totals							Invoices	3	<u>\$201.50</u>
Vendor 1187 - Dekane Equipment Corporation IA00139	N Ops-Blade Kit, Hydraulic Hose	Paid by Check #126415		03/17/2025	03/20/2025	03/20/2025		04/08/2025	232.37
Vendor 1187 - Dekane Equipment Corporation Totals							Invoices	1	<u>\$232.37</u>
Vendor 1447 - Elburn Napa DBA Elburn/Hampshire/North Aurora Napa 712941	N Ops-(4)Wiper Blade,Oil Filter, Hydraulic Filter	Paid by Check #126416		02/25/2025	03/04/2025	03/04/2025		04/08/2025	121.52
010078	N Ops-(3)5W50, Engine Oil Filter	Paid by Check #126416		03/03/2025	03/04/2025	03/04/2025		04/08/2025	30.07
010133	NOps/SOps/NR-(4)AirFilter, (12)5W40,(4)EngineOilFilter	Paid by Check #126416		03/03/2025	03/25/2025	03/25/2025		04/08/2025	241.52
010365	NOps/SOps/NR-ReturnOf (12)5W40& (4)EngOilFilter,OrgInv#010133	Paid by Check #126416		03/05/2025	03/25/2025	03/25/2025		04/08/2025	(97.96)
715210	N Ops-Starter, Cap Screw For Vehicle #322	Paid by Check #126416		03/21/2025	03/25/2025	03/25/2025		04/08/2025	142.83
715468	N Ops-(7)GoldAirFilter,(7)AirFilter, (12)10W30,(50)RadStrings	Paid by Check #126416		03/24/2025	03/25/2025	03/25/2025		04/08/2025	548.28
Vendor 1447 - Elburn Napa DBA Elburn/Hampshire/North Aurora Napa Totals							Invoices	6	<u>\$986.26</u>
Vendor 3636 - Guardian Safety &Supply dba Enviro Safety Products INV658450	N Ops-(16) Nomex Wildland Jumpsuit, PO#17522	Paid by Check #126419		03/14/2025	03/20/2025	03/20/2025		04/08/2025	7,003.52
Vendor 3636 - Guardian Safety &Supply dba Enviro Safety Products Totals							Invoices	1	<u>\$7,003.52</u>
Vendor 3446 - HOLCIM - MAMR, Inc. 720775667	N Ops-(7.47)Tons Rip Rap	Paid by Check #126420		02/27/2025	03/13/2025	03/13/2025		04/08/2025	332.42
720799463	N Ops-(10.04)Tons Rip Rap	Paid by Check #126420		03/12/2025	03/25/2025	03/25/2025		04/08/2025	446.78
720799464	N Ops-(3.55)Tons Dense Graded Road Rock	Paid by Check #126420		03/12/2025	03/25/2025	03/25/2025		04/08/2025	69.23
720799465	N Ops-(3.51)Tons Dense Graded Road Rock	Paid by Check #126420		03/12/2025	03/25/2025	03/25/2025		04/08/2025	68.45
Vendor 3446 - HOLCIM - MAMR, Inc. Totals							Invoices	4	<u>\$916.88</u>
Vendor 1679 - Menards Carpentersville 35850	N Ops- (2)WireWheelBrush,PaperTowels, BrakeCleaner,6PcWireBrushSet	Paid by EFT #510		02/25/2025	03/07/2025	03/07/2025		04/08/2025	90.72
35956	N Ops-(2)Mouse Repellant, GFT Male/Female Leader	Paid by EFT #510		02/28/2025	03/07/2025	03/07/2025		04/08/2025	77.86
36550	N Ops-(2)SyntheticPant, (2)UtilityPant,RangerPant	Paid by EFT #510		03/13/2025	03/20/2025	03/20/2025		04/08/2025	190.95
36802	N Ops-(3) Wrangler Utility Pant	Paid by EFT #510		03/19/2025	03/25/2025	03/25/2025		04/08/2025	128.97
36803	N Ops-(2) Bird Repeller	Paid by EFT #510		03/19/2025	03/25/2025	03/25/2025		04/08/2025	185.98



Accounts Payable Invoice Report

G/L Date Range 03/01/25 - 03/31/25
 Report By Department - Vendor - Invoice
 Summary Listing

Invoice Number	Invoice Description	Status	Held Reason	Invoice Date	Due Date	G/L Date	Received Date	Payment Date	Invoice Net Amount	
36978	N Ops-(2) Ranger Pant, Wrangler Utility Pant	Paid by EFT #510		03/23/2025	03/25/2025	03/25/2025		04/08/2025	132.97	
							Vendor 1679 - Menards Carpentersville Totals	Invoices	6	<u>\$807.45</u>
Vendor 1678 - Menards Elgin										
98849	N Ops-(2)Aluminum Roof Turbine Vent	Paid by EFT #511		03/03/2025	03/25/2025	03/25/2025		04/08/2025	143.16	
98863	N Ops-(2)TrashCan, (6)AllPurposePlaySand, (3)Brakeleen	Paid by EFT #511		03/03/2025	03/07/2025	03/07/2025		04/08/2025	78.50	
98926	N Ops-(2)AirCompressorOil,Bucket, (7)AllPurpPlaySand,(2)ToolHldr	Paid by EFT #511		03/04/2025	03/07/2025	03/07/2025		04/08/2025	168.72	
99002	N Ops-(14)Sockets,Wrench, (2)BrassUnion,Pliers,8PcStarSet	Paid by EFT #511		03/05/2025	03/13/2025	03/13/2025		04/08/2025	234.65	
99074	N Ops-790PcWasherAsst, (3)3PcKeyTaps,Tape, (2)8PcFendWash	Paid by EFT #511		03/06/2025	03/13/2025	03/13/2025		04/08/2025	22.01	
99134	N Ops-RangerPant,DickiesJeans, (3)SealBestPotHolePatch	Paid by EFT #511		03/07/2025	03/13/2025	03/13/2025		04/08/2025	101.84	
99425	N Ops-Vinyl Tubing, Female Adapter, Hose Clamp	Paid by EFT #511		03/12/2025	03/20/2025	03/20/2025		04/08/2025	45.24	
99772	N Ops-(4)100CtGloves,Emtec microSD, (3)BlackTape,(4)Coffee	Paid by EFT #511		03/17/2025	03/20/2025	03/20/2025		04/08/2025	114.96	
							Vendor 1678 - Menards Elgin Totals	Invoices	8	<u>\$909.08</u>
Vendor 2587 - Nicor Gas										
947740071430225	N Ops-Jon Duerr Shop Svc 1/28/25-2/27/25	Paid by Check #126387		02/27/2025	03/12/2025	03/12/2025		03/14/2025	188.19	
333376580830225	N Ops-Neville Property Svc 2/4/25 -3/6/25	Paid by Check #126387		03/06/2025	03/12/2025	03/12/2025		03/14/2025	138.98	
							Vendor 2587 - Nicor Gas Totals	Invoices	2	<u>\$327.17</u>
Vendor 1511 - Ralph Helm Inc.										
405613	N Ops-(21)AirFilter,(16)Filter, (4)WinterBar&ChainLube,(12)Cap	Paid by Check #126435		02/20/2025	03/04/2025	03/04/2025		04/08/2025	780.15	
405927	N Ops-Battery	Paid by Check #126435		03/04/2025	03/07/2025	03/07/2025		04/08/2025	239.99	
405936	N Ops-ClutchAssembly,RimSprocket, (2)NeedleCage,HeadCover	Paid by Check #126435		03/04/2025	03/07/2025	03/07/2025		04/08/2025	209.57	
405952	N Ops-Chain Sprocket	Paid by Check #126435		03/05/2025	03/07/2025	03/07/2025		04/08/2025	16.09	
406465	N Ops-(3)Worm Gear, (6) Slide Rail	Paid by Check #126435		03/20/2025	03/27/2025	03/27/2025		04/08/2025	77.55	
406579	N Ops-(9)OilFilter,ChokeControlAsm, (5)FuelFilter,ElementAirFltr	Paid by Check #126435		03/24/2025	03/27/2025	03/27/2025		04/08/2025	326.63	
							Vendor 1511 - Ralph Helm Inc. Totals	Invoices	6	<u>\$1,649.98</u>



Accounts Payable Invoice Report

G/L Date Range 03/01/25 - 03/31/25
 Report By Department - Vendor - Invoice
 Summary Listing

Invoice Number	Invoice Description	Status	Held Reason	Invoice Date	Due Date	G/L Date	Received Date	Payment Date	Invoice Net Amount
Vendor 1449 - Riverside Automotive SupplyDBA NAPAAuto&TruckParts									
158005	N Ops-(2)Napa Gold Fuel Dispensing Pump	Paid by Check #126437		02/27/2025	03/07/2025	03/07/2025		04/08/2025	52.12
158263	N Ops-(2)Wiper Blades For Vehicle #340	Paid by Check #126437		03/03/2025	03/07/2025	03/07/2025		04/08/2025	25.38
158505	N Ops-Stripe Off Wheel Kit, Blister Pack Capsules	Paid by Check #126437		03/05/2025	03/07/2025	03/07/2025		04/08/2025	72.18
158947	N Ops-(2) 30Qt Oil For Water Pumper	Paid by Check #126437		03/12/2025	03/20/2025	03/20/2025		04/08/2025	11.98
Vendor 1449 - Riverside Automotive SupplyDBA NAPAAuto&TruckParts Totals							Invoices	4	<u>\$161.66</u>
Vendor 1538 - Russo Hardware DBA Russo Power Equipment									
SPI20931604	N Ops-(4) Chain Loop, 14" Bar	Paid by EFT #514		02/25/2025	03/04/2025	03/04/2025		04/08/2025	134.95
Vendor 1538 - Russo Hardware DBA Russo Power Equipment Totals							Invoices	1	<u>\$134.95</u>
Vendor 2458 - State Industrial Products									
903695834	N Ops-Hand Cleaner, All Purpose Cleaner, (12)Spray Trigger	Paid by EFT #515		03/04/2025	03/07/2025	03/07/2025		04/08/2025	449.14
903701401	N Ops-Air Care Program	Paid by EFT #515		03/08/2025	03/13/2025	03/13/2025		04/08/2025	126.79
Vendor 2458 - State Industrial Products Totals							Invoices	2	<u>\$575.93</u>
Vendor 1637 - Vermeer Illinois, Inc.									
PN0003	N Ops-Curtain Infeed	Paid by Check #126442		02/21/2025	03/04/2025	03/04/2025		04/08/2025	143.36
Vendor 1637 - Vermeer Illinois, Inc. Totals							Invoices	1	<u>\$143.36</u>
Vendor 3134 - Via Carlita LLC DBA Hawk Ford of St Charles									
CM86755	N Ops-Return Of Lamp For Vehicle #337, Org Inv#86755	Paid by EFT #517		07/31/2024	03/04/2025	03/04/2025		04/08/2025	(275.79)
CM86430	N Ops-ReturnOfAdapterForVehicle#335, OrgInv#86430,PurchaseAdapter	Paid by EFT #517		02/07/2025	03/04/2025	03/04/2025		04/08/2025	(25.66)
94979	N Ops-(2)Flange,Kit,(4)Bolt, (2)Retainer,ForVehicle#336	Paid by EFT #517		02/24/2025	03/04/2025	03/04/2025		04/08/2025	203.73
95329	N Ops-Wire Harness For Vehicle #334	Paid by EFT #517		02/27/2025	03/07/2025	03/07/2025		04/08/2025	27.63
95578	N Ops-Insulation For Fuel Rail For Vehicle #334	Paid by EFT #517		03/04/2025	03/04/2025	03/04/2025		04/08/2025	14.63
Vendor 3134 - Via Carlita LLC DBA Hawk Ford of St Charles Totals							Invoices	5	<u>(\$55.46)</u>
Vendor 1643 - Village of Carpentersville									
1163395	N Ops-Carpentersville Dam Svc 12/25/24-2/25/25	Paid by Check #126388		03/01/2025	03/12/2025	03/12/2025		03/14/2025	86.65
Vendor 1643 - Village of Carpentersville Totals							Invoices	1	<u>\$86.65</u>
Vendor 3582 - Vistra Vision LLC dba Dynegy Energy Services, LLC									
030000499700	Various Departments-Electric Charges February 2025	Paid by EFT #488		03/07/2025	03/12/2025	03/12/2025		03/14/2025	8,768.73
Vendor 3582 - Vistra Vision LLC dba Dynegy Energy Services, LLC Totals							Invoices	1	<u>\$8,768.73</u>
Vendor 1777 - Waste Management of Illinois, Inc.									



Accounts Payable Invoice Report

G/L Date Range 03/01/25 - 03/31/25
 Report By Department - Vendor - Invoice
 Summary Listing

Invoice Number	Invoice Description	Status	Held Reason	Invoice Date	Due Date	G/L Date	Received Date	Payment Date	Invoice Net Amount
000826627226	N Ops/TR-Transfer Station Vehicle #322	Paid by EFT #480		02/17/2025	03/04/2025	03/04/2025			633.14
Vendor 1777 - Waste Management of Illinois, Inc. Totals							Invoices	1	\$633.14
Vendor 2259 - WM F Meyer Co									
54636404001	N Ops-(5)Backflow Preventer	Paid by Check #126445		03/04/2025	03/13/2025	03/13/2025		04/08/2025	303.00
Vendor 2259 - WM F Meyer Co Totals							Invoices	1	\$303.00
Sub-Department 21-22 Operations & Maintenance,North Totals							Invoices	68	\$44,155.01
Sub-Department 21-23 Operations & Maintenance,South									
Vendor 3466 - AI Warren Oil Co. Inc.									
W1728967	S Ops-(774.4)Gal Gas Delivered To Grunwald 3/4/25	Paid by EFT #485		03/06/2025	03/12/2025	03/12/2025		03/14/2025	1,979.22
W1728968	S Ops-(450.4)Gal Diesel Delivered To Grunwald 3/4/25	Paid by EFT #485		03/06/2025	03/12/2025	03/12/2025		03/14/2025	1,275.53
Vendor 3466 - AI Warren Oil Co. Inc. Totals							Invoices	2	\$3,254.75
Vendor 1029 - Alarm Detection Systems Inc									
299581113	S Ops-Quarterly Alarm Charges @ Fabyan Windmill Svc 04/05-06/25	Paid by EFT #486		03/09/2025	03/12/2025	03/12/2025		03/14/2025	362.97
305141111	S Ops-Quarterly Alarm Charges @ Fabyan Museum Svc 04/25-06/25	Paid by EFT #486		03/09/2025	03/12/2025	03/12/2025		03/14/2025	780.24
Vendor 1029 - Alarm Detection Systems Inc Totals							Invoices	2	\$1,143.21
Vendor 2145 - Altorfer Industries									
P56C0061965	S Ops-Edge Cutting, (14) Locknut, (14) Screw	Paid by Check #126408		03/04/2025	03/04/2025	03/04/2025		04/08/2025	322.70
Vendor 2145 - Altorfer Industries Totals							Invoices	1	\$322.70
Vendor 1919 - AT & T									
1298710000325	S Ops-Fabyan Internet Svc 2/17/25-3/16/25	Paid by Check #126366		02/16/2025	03/04/2025	03/04/2025		03/06/2025	104.70
6302322765020325	S Ops-Fabyan Windmill Svc 2/19/25-3/18/25	Paid by Check #126365		02/19/2025	03/04/2025	03/04/2025		03/06/2025	69.42
6302324811020325	S Ops-Fabyan Museum Svc 2/19/25-3/18/25	Paid by Check #126365		02/19/2025	03/04/2025	03/04/2025		03/06/2025	70.02
6302326854020325	S Ops-Fabyan Gas Modem Svc 2/19/25-3/18/25	Paid by Check #126365		02/19/2025	03/04/2025	03/04/2025		03/06/2025	68.95
6305564604020325	S Ops-Big Rock Campground Svc 2/25/25-3/24/25	Paid by Check #126365		02/25/2025	03/04/2025	03/04/2025		03/06/2025	85.62
6302087523030325	S Ops-Horticultural Shop Svc 3/1/25-3/31/25	Paid by Check #126379		03/01/2025	03/12/2025	03/12/2025		03/14/2025	62.85
6305840670030325	S Ops-Campton Gas Modem Svc 3/4/25-4/3/25	Paid by Check #126395		03/04/2025	03/19/2025	03/19/2025		03/20/2025	70.60
Vendor 1919 - AT & T Totals							Invoices	7	\$532.16
Vendor 1144 - City of Geneva									
1980034000020225	S Ops-Fabyan Garage Svc 2/1/25-3/1/25	Paid by Check #126397		03/15/2025	03/19/2025	03/19/2025		03/20/2025	450.72
19800344000020225	S Ops-Fabyan Shop Svc 2/1/25-3/1/25	Paid by Check #126397		03/15/2025	03/19/2025	03/19/2025		03/20/2025	26.83



Accounts Payable Invoice Report

G/L Date Range 03/01/25 - 03/31/25
 Report By Department - Vendor - Invoice
 Summary Listing

Invoice Number	Invoice Description	Status	Held Reason	Invoice Date	Due Date	G/L Date	Received Date	Payment Date	Invoice Net Amount
1980034550000225	S Ops-Fabyan Viking Barn Svc 2/1/25-3/1/25	Paid by Check #126397		03/15/2025	03/19/2025	03/19/2025		03/20/2025	63.29
1980034600000225	S Ops-Fabyan Villa Museum Svc 2/1/25-3/1/25	Paid by Check #126397		03/15/2025	03/19/2025	03/19/2025		03/20/2025	681.07
1980041750000225	S Ops-Fabyan Windmill/Shelter #3 Svc 2/1/25-3/1/25	Paid by Check #126397		03/15/2025	03/19/2025	03/19/2025		03/20/2025	30.42
Vendor 1144 - City of Geneva Totals							Invoices	5	\$1,252.33
Vendor 3492 - Colliflower Inc. dba Randall Pressure Systems									
02594491	S Ops-Hose Assembly Vehicle #438	Paid by Check #126414		03/21/2025	03/27/2025	03/27/2025		04/08/2025	554.86
Vendor 3492 - Colliflower Inc. dba Randall Pressure Systems Totals							Invoices	1	\$554.86
Vendor 2027 - ComEd									
76185712220225	S Ops-Cherry Ln & Kirk Rd Light Svc 1/29/25-2/27/25	Paid by Check #126368		02/27/2025	03/04/2025	03/04/2025		03/06/2025	135.49
74077260000225	S Ops-Dick Young House Svc 2/5/25-3/7/25	Paid by Check #126382		03/07/2025	03/12/2025	03/12/2025		03/14/2025	21.24
29239960000225	S Ops-Grunwald Restroom Svc 2/4/25-3/6/25	Paid by Check #126398		03/10/2025	03/19/2025	03/19/2025		03/20/2025	576.07
Vendor 2027 - ComEd Totals							Invoices	3	\$732.80
Vendor 2806 - Commercial Tire Services, Inc.									
9980007807	S Ops-(2)Front Steer Tires For Vehicle #438	Paid by EFT #498		02/07/2025	03/04/2025	03/04/2025		04/08/2025	275.00
Vendor 2806 - Commercial Tire Services, Inc. Totals							Invoices	1	\$275.00
Vendor 1180 - Culligan Tri City Soft Water Services, Inc									
30706	S Ops-Grunwald Farms Medalist Softener Svc 11/1/24-11/30/24	Paid by EFT #479		11/01/2024	03/04/2025	03/04/2025		03/06/2025	31.50
31523	S Ops- MaintGarageSulphurCleer&Rental Mark89Svc3/1/25-3/31/25	Paid by EFT #487		03/01/2025	03/12/2025	03/12/2025		03/14/2025	86.00
31556	S Ops-Grunwald Farms Medalist Softener Svc 3/1/25-3/31/25	Paid by EFT #487		03/01/2025	03/12/2025	03/12/2025		03/14/2025	31.50
Vendor 1180 - Culligan Tri City Soft Water Services, Inc Totals							Invoices	3	\$149.00
Vendor 1187 - Dekane Equipment Corporation									
IA00052	S Ops-Switch Shaft	Paid by Check #126415		02/28/2025	03/04/2025	03/04/2025		04/08/2025	10.34
Vendor 1187 - Dekane Equipment Corporation Totals							Invoices	1	\$10.34
Vendor 2847 - Dri Bar Ace LLC DBA Sugar Grove Ave									
177041	S Ops-5 Gal Deck Stain, (3) Empty Paint Can, (2) Drop Cloth	Paid by EFT #499		03/13/2025	03/20/2025	03/20/2025		04/08/2025	306.14
Vendor 2847 - Dri Bar Ace LLC DBA Sugar Grove Ave Totals							Invoices	1	\$306.14
Vendor 1447 - Elburn Napa DBA Elburn/Hampshire/North Aurora Napa									
012176	S Ops-(20)10W30,(5)15W40, (2)OilFilter,(4)EngineOilFilter	Paid by Check #126416		03/19/2025	03/25/2025	03/25/2025		04/08/2025	213.75
012214	S Ops-(6) Wiper, Hydraulic Fluid	Paid by Check #126416		03/19/2025	03/25/2025	03/25/2025		04/08/2025	115.93
012460	S Ops-Engine Oil Filter M431	Paid by Check #126416		03/21/2025	03/25/2025	03/25/2025		04/08/2025	7.10



Accounts Payable Invoice Report

G/L Date Range 03/01/25 - 03/31/25
 Report By Department - Vendor - Invoice
 Summary Listing

Invoice Number	Invoice Description	Status	Held Reason	Invoice Date	Due Date	G/L Date	Received Date	Payment Date	Invoice Net Amount
012473	S Ops-(3)AW32 Hydraulic Oil For Vehicle #438	Paid by Check #126416		03/21/2025	03/25/2025	03/25/2025		04/08/2025	149.97
012763	S Ops-Battery For C408	Paid by Check #126416		03/24/2025	03/25/2025	03/25/2025		04/08/2025	138.98
Vendor 1447 - Elburn Napa DBA Elburn/Hampshire/North Aurora Napa Totals							Invoices	5	\$625.73
Vendor 1236 - Feece Oil Co									
2337618	S Ops-Hose For Fabyan Fuel Station	Paid by EFT #500		03/03/2025	03/27/2025	03/27/2025		04/08/2025	99.75
Vendor 1236 - Feece Oil Co Totals							Invoices	1	\$99.75
Vendor 1254 - G&L Septic, Inc.									
22340	S Ops-Romtec @ LeRoy Oakes	Paid by EFT #501		02/28/2025	03/04/2025	03/04/2025		04/08/2025	375.00
Vendor 1254 - G&L Septic, Inc. Totals							Invoices	1	\$375.00
Vendor 3636 - Guardian Safety &Supply dba Enviro Safety Products									
INV658451	S Ops-(10)Nomex Wildland Fire Jumpsuit, PO#17526	Paid by Check #126419		03/14/2025	03/20/2025	03/20/2025		04/08/2025	4,377.20
Vendor 3636 - Guardian Safety &Supply dba Enviro Safety Products Totals							Invoices	1	\$4,377.20
Vendor 3278 - Kane County Landscape Materials & Supply Co.									
714534	S Ops-(1.15)Washed Gravel	Paid by EFT #504		02/27/2025	03/04/2025	03/04/2025		04/08/2025	52.90
Vendor 3278 - Kane County Landscape Materials & Supply Co. Totals							Invoices	1	\$52.90
Vendor 3320 - Mediacom Telephony of Illinois, LLC									
63030087970325A	S Ops-Big Rock Campground Phone & Internet Svc 3/1/25-3/29/25	Paid by Check #126371		02/20/2025	03/04/2025	03/04/2025		03/06/2025	275.94
Vendor 3320 - Mediacom Telephony of Illinois, LLC Totals							Invoices	1	\$275.94
Vendor 1680 - Menards Batavia									
44721	S Ops-(2) Interior Paint	Paid by EFT #509		02/27/2025	03/07/2025	03/07/2025		04/08/2025	63.76
44763	S Ops-Broom, Spray Paint	Paid by EFT #509		02/28/2025	03/07/2025	03/07/2025		04/08/2025	17.97
45061	S Ops-(2)Coffee, (2) Creamer, Electrical Tape	Paid by EFT #509		03/06/2025	03/13/2025	03/13/2025		04/08/2025	47.43
45313	S Ops-(16) 2x10-8' Lumber	Paid by EFT #509		03/11/2025	03/13/2025	03/13/2025		04/08/2025	133.12
45320	S Ops-(2)PruningSet,GardenCultivator, (5)4GalWater,6PkPaperTowels	Paid by EFT #509		03/11/2025	03/13/2025	03/13/2025		04/08/2025	133.83
45835	S Ops-(3) 40Ct Contractor Bags	Paid by EFT #509		03/21/2025	03/25/2025	03/25/2025		04/08/2025	44.97
45858	S Ops-DustPan,Coffee,40CtContractorBags,ClrRemover,(2)Creamer	Paid by EFT #509		03/21/2025	03/25/2025	03/25/2025		04/08/2025	67.70
46040	S Ops-Black Gear Duffle Bag	Paid by EFT #509		03/25/2025	03/25/2025	03/25/2025		04/08/2025	28.99
Vendor 1680 - Menards Batavia Totals							Invoices	8	\$537.77
Vendor 2493 - Milton Propane Inc									
U001B303	S Ops-(276.1)Units Propane @ Horticultural Shop	Paid by Check #126372		02/19/2025	03/04/2025	03/04/2025		03/06/2025	537.20
U001B489	S Ops-(602.4)Units Propane @ Johnsons Mound	Paid by Check #126386		03/06/2025	03/12/2025	03/12/2025		03/14/2025	1,156.85
Vendor 2493 - Milton Propane Inc Totals							Invoices	2	\$1,694.05



Accounts Payable Invoice Report

G/L Date Range 03/01/25 - 03/31/25
 Report By Department - Vendor - Invoice
 Summary Listing

Invoice Number	Invoice Description	Status	Held Reason	Invoice Date	Due Date	G/L Date	Received Date	Payment Date	Invoice Net Amount
Vendor 2587 - Nicor Gas									
068302100080225	S Ops-LeRoy Oakes Durant House Svc 1/24/25-2/25/25	Paid by Check #126373		02/25/2025	03/04/2025	03/04/2025		03/06/2025	222.14
531402100050225	S Ops-LeRoy Oakes Sholes School Svc 1/24/25-2/25/25	Paid by Check #126373		02/25/2025	03/04/2025	03/04/2025		03/06/2025	140.52
Vendor 2587 - Nicor Gas Totals							Invoices	2	\$362.66
Vendor 1538 - Russo Hardware DBA Russo Power Equipment									
SPI20939315	S Ops-(6)32" Dot Reacher W/ Suction Cup End, Sharpening File	Paid by EFT #514		03/05/2025	03/04/2025	03/04/2025		04/08/2025	138.93
SPI20940483	S Ops-Electric Spreader Pig Tails For Vehicle #438	Paid by EFT #514		03/06/2025	03/13/2025	03/13/2025		04/08/2025	66.48
SPI20967525	S Ops-(6)Blade,(28)TwoCycleOil,(2)Bar&ChainOil,TrimmerLine	Paid by EFT #514		03/21/2025	03/27/2025	03/27/2025		04/08/2025	302.42
Vendor 1538 - Russo Hardware DBA Russo Power Equipment Totals							Invoices	3	\$507.83
Vendor 2458 - State Industrial Products									
903695841	S Ops-All Purpose Cleaner	Paid by EFT #515		03/04/2025	03/04/2025	03/04/2025		04/08/2025	179.44
903712297	S Ops-Bulk Glass Cleaner	Paid by EFT #515		03/18/2025	03/20/2025	03/20/2025		04/08/2025	214.24
Vendor 2458 - State Industrial Products Totals							Invoices	2	\$393.68
Vendor 1636 - Verizon Wireless									
6108673968	All Departments - Cell Phone Svc 3/17/25-4/16/25	Paid by Check #126403		03/16/2025	03/24/2025	03/24/2025		03/25/2025	4,360.87
Vendor 1636 - Verizon Wireless Totals							Invoices	1	\$4,360.87
Vendor 3134 - Via Carlita LLC DBA Hawk Ford of St Charles									
558281	S Ops-Labor For Vehicle #441	Paid by EFT #517		12/19/2024	03/13/2025	03/13/2025		04/08/2025	165.00
CM93795	S Ops-ReturnOf (12)OilPanScreenGasketForVehicle #435OrgInv#93795	Paid by EFT #517		02/14/2025	03/04/2025	03/04/2025		04/08/2025	(244.71)
95865	S Ops-Seat Belt W/ Sensor For Vehicle #435	Paid by EFT #517		03/12/2025	03/13/2025	03/13/2025		04/08/2025	107.49
561840	S Ops-Labor For Vehicle #435	Paid by EFT #517		03/17/2025	03/27/2025	03/27/2025		04/08/2025	99.95
96130	S Ops-Passenger Seat Belt Retractor For Vehicle #435	Paid by EFT #517		03/19/2025	03/27/2025	03/27/2025		04/08/2025	457.81
Vendor 3134 - Via Carlita LLC DBA Hawk Ford of St Charles Totals							Invoices	5	\$585.54
Vendor 1777 - Waste Management of Illinois, Inc.									
004802127540	N Ops/S Ops-Refuse Pick Up February 2025	Paid by EFT #492		03/04/2025	03/19/2025	03/19/2025		03/20/2025	1,006.00
435318020110	S Ops-6Yd Fel On Call @ LeRoy Oakes Shelter	Paid by EFT #489		03/05/2025	03/12/2025	03/12/2025		03/14/2025	42.00
Vendor 1777 - Waste Management of Illinois, Inc. Totals							Invoices	2	\$1,048.00
Sub-Department 21-23 Operations & Maintenance,South Totals							Invoices	62	\$23,830.21
Sub-Department 21-24 Operations & Maintenance,Trades									
Vendor 1027 - Airgas, Inc. DBA Airgas USA, LLC									
5511701811	N Ops/S Ops/TR-Acetylene, Argon, Oxygen, Hazmat	Paid by EFT #493		10/31/2024	03/07/2025	03/07/2025		04/08/2025	460.84



Accounts Payable Invoice Report

G/L Date Range 03/01/25 - 03/31/25
 Report By Department - Vendor - Invoice
 Summary Listing

Invoice Number	Invoice Description	Status	Held Reason	Invoice Date	Due Date	G/L Date	Received Date	Payment Date	Invoice Net Amount
5514538030	N Ops/S Ops/TR-Acetylene, Argon, Oxygen, Hazmat	Paid by EFT #493		02/28/2025	03/27/2025	03/27/2025		04/08/2025	459.80
Vendor 1027 - Airgas, Inc. DBA Airgas USA, LLC Totals							Invoices	2	<u>\$920.64</u>
Vendor 3466 - Al Warren Oil Co. Inc.									
W1720123	TR-(428)Gal Gas Delivered To Campton 1/28/25	Paid by EFT #478		01/30/2025	03/04/2025	03/04/2025		03/06/2025	1,129.83
W1727769	TR-(325.4)Gal Gas Delivered To Campton 2/27/25	Paid by EFT #478		03/03/2025	03/04/2025	03/04/2025		03/06/2025	817.34
Vendor 3466 - Al Warren Oil Co. Inc. Totals							Invoices	2	<u>\$1,947.17</u>
Vendor 3071 - Angel Water, Inc.									
024B	TR-Kedeka Water Conditioner Svc 03/25	Paid by Check #126364		03/13/2025	03/04/2025	03/04/2025		03/06/2025	200.00
Vendor 3071 - Angel Water, Inc. Totals							Invoices	1	<u>\$200.00</u>
Vendor 3530 - APC Stores Inc DBA Autowares DBA Bumper to Bumper									
478606896	TR-DiscBrakeKit,RebCalpW/Hdwr,ECo atCalpierVehicle#105	Paid by EFT #495		03/17/2025	03/20/2025	03/20/2025		04/08/2025	409.05
478607045	TR-Return Of (2) Caliper Core, Org Inv#478606896	Paid by EFT #495		03/20/2025	03/27/2025	03/27/2025		04/08/2025	(100.00)
478607145	TR-(3)Air Filter	Paid by EFT #495		03/25/2025	03/25/2025	03/25/2025		04/08/2025	133.77
Vendor 3530 - APC Stores Inc DBA Autowares DBA Bumper to Bumper Totals							Invoices	3	<u>\$442.82</u>
Vendor 2847 - Dri Bar Ace LLC DBA Sugar Grove Ave									
177521	TR-PolyurethaneGloss,MoldingLatch, WoodGlue,ChiselPaintBrsh	Paid by EFT #499		03/21/2025	03/27/2025	03/27/2025		04/08/2025	76.72
Vendor 2847 - Dri Bar Ace LLC DBA Sugar Grove Ave Totals							Invoices	1	<u>\$76.72</u>
Vendor 1447 - Elburn Napa DBA Elburn/Hampshire/North Aurora Napa									
009510	TR-Multi Purpose Paint, Acrylic Enamel Paint	Paid by Check #126416		02/26/2025	03/04/2025	03/04/2025		04/08/2025	29.98
010115	TR-(4)Nitrile Disposal Gloves	Paid by Check #126416		03/03/2025	03/04/2025	03/04/2025		04/08/2025	55.96
010441	TR-(12)Engine Oil Filter	Paid by Check #126416		03/05/2025	03/13/2025	03/13/2025		04/08/2025	85.20
011073	TR-Drill Bit	Paid by Check #126416		03/11/2025	03/13/2025	03/13/2025		04/08/2025	33.19
011470	TR-(12)Automatic Transmission Fluid -1 qt	Paid by Check #126416		03/13/2025	03/20/2025	03/20/2025		04/08/2025	71.88
012139	TR-Tap Socket Set	Paid by Check #126416		03/19/2025	03/20/2025	03/20/2025		04/08/2025	48.08
012478	TR-(6)Antifreeze	Paid by Check #126416		03/21/2025	03/25/2025	03/25/2025		04/08/2025	61.98
Vendor 1447 - Elburn Napa DBA Elburn/Hampshire/North Aurora Napa Totals							Invoices	7	<u>\$386.27</u>
Vendor 1680 - Menards Batavia									
44645	TR-(3)ShoeMold, (2)Tub&TileSealant,(2)SprayPaint, (3)TrayLnr	Paid by EFT #509		02/26/2025	03/27/2025	03/27/2025		04/08/2025	55.87
44657	TR-15-Amp Direct Wire White Digital Timer	Paid by EFT #509		02/26/2025	03/13/2025	03/13/2025		04/08/2025	20.43



Accounts Payable Invoice Report

G/L Date Range 03/01/25 - 03/31/25
 Report By Department - Vendor - Invoice
 Summary Listing

Invoice Number	Invoice Description	Status	Held Reason	Invoice Date	Due Date	G/L Date	Received Date	Payment Date	Invoice Net Amount
44709	TR-60PcImpactDriveSet,6PcRollSpring Set,ExtensionCord,5PcNutDrive	Paid by EFT #509		02/27/2025	03/07/2025	03/07/2025		04/08/2025	328.58
44762	TR-Heavy Duty Constuction Adhesive	Paid by EFT #509		02/28/2025	03/07/2025	03/07/2025		04/08/2025	35.76
44881	TR-(2)Gutter,(15)GutterHanger, (2)SlipJointConnector,SeamSealer	Paid by EFT #509		03/03/2025	03/07/2025	03/07/2025		04/08/2025	76.00
45005	TR-PowerAtticVent,GableVent, (2)SidingSealant,SprayPaint	Paid by EFT #509		03/05/2025	03/13/2025	03/13/2025		04/08/2025	204.42
45441	TR-Front Trigger Adjustable Nozzle	Paid by EFT #509		03/13/2025	03/20/2025	03/20/2025		04/08/2025	13.99
45479	TR-(10)DAPMouseShieldFoam, (4)DielectricGrease,(3)Degreaser	Paid by EFT #509		03/14/2025	03/20/2025	03/20/2025		04/08/2025	221.70
45626	TR-(5)Siding Sealant, Wood Chisel	Paid by EFT #509		03/17/2025	03/20/2025	03/20/2025		04/08/2025	53.87
45656	TR-80Ct Head Cabinet Screw, Scrape & Pry Bar	Paid by EFT #509		03/18/2025	03/20/2025	03/20/2025		04/08/2025	19.57
45733	TR-Spray Paint, Wall Mount Hanger	Paid by EFT #509		03/19/2025	03/25/2025	03/25/2025		04/08/2025	10.47
				Vendor 1680 - Menards Batavia Totals		Invoices	11		\$1,040.66
Vendor 1679 - Menards Carpentersville									
35870	TR-Faucet	Paid by EFT #510		02/26/2025	03/07/2025	03/07/2025		04/08/2025	129.99
35927	TR-(2)Sharpie, Staple	Paid by EFT #510		02/27/2025	03/07/2025	03/07/2025		04/08/2025	7.08
36075	TR-Downspout,FlexGroundSpoutExt,GutterScreen,Elbow	Paid by EFT #510		03/03/2025	03/07/2025	03/07/2025		04/08/2025	42.47
36142	TR-(4)Ceiling Fan	Paid by EFT #510		03/04/2025	03/07/2025	03/07/2025		04/08/2025	215.88
36433	TR-(3)GFCI,CableWhip, (2)FlushOutlet,PartsDegreaser, (2)BrushSet	Paid by EFT #510		03/11/2025	03/13/2025	03/13/2025		04/08/2025	227.47
36761	TR-(3)Electrical Parts Degreaser	Paid by EFT #510		03/18/2025	03/20/2025	03/20/2025		04/08/2025	29.97
				Vendor 1679 - Menards Carpentersville Totals		Invoices	6		\$652.86
Vendor 1678 - Menards Elgin									
98988	TR-(3)GFCI,(4)30AMPOutlet, (3)20AMPPoleBreaker, (2)FlushRangeOutlet	Paid by EFT #511		03/05/2025	03/07/2025	03/07/2025		04/08/2025	314.05
99355	TR-(2)Ground Clamp, (2) Rod Clamp	Paid by EFT #511		03/11/2025	03/13/2025	03/13/2025		04/08/2025	14.72
99424	TR-(4)Electrical Parts Degreaser, (2)Dielectric Grease	Paid by EFT #511		03/12/2025	03/25/2025	03/25/2025		04/08/2025	74.20
99513	TR-Wire, Flex Connector	Paid by EFT #511		03/13/2025	03/20/2025	03/20/2025		04/08/2025	54.78
99827	TR-(4)2Pk9VBattery, (2)16PkBattery,SprayPaint,LatchProjection	Paid by EFT #511		03/18/2025	03/20/2025	03/20/2025		04/08/2025	64.25
				Vendor 1678 - Menards Elgin Totals		Invoices	5		\$522.00
Vendor 2136 - Priority Products, Inc.									



Accounts Payable Invoice Report

G/L Date Range 03/01/25 - 03/31/25
 Report By Department - Vendor - Invoice
 Summary Listing

Invoice Number	Invoice Description	Status	Held Reason	Invoice Date	Due Date	G/L Date	Received Date	Payment Date	Invoice Net Amount
1014740	TR-Hex Nut	Paid by EFT #512		02/21/2025	03/20/2025	03/20/2025		04/08/2025	18.31
1015615	TR-(8)HexHeadCapScrews, (16)FlatWasherAlloy,(8)LockNut	Paid by EFT #512		03/10/2025	03/13/2025	03/13/2025		04/08/2025	7.90
Vendor 2136 - Priority Products, Inc. Totals							Invoices	2	\$26.21
Vendor 3194 - Southwest Automated Security, Inc.									
SI799611	TR-Infrared Photoswitch, Saw Cut Loop	Paid by Check #126439		03/13/2025	03/20/2025	03/20/2025		04/08/2025	397.24
Vendor 3194 - Southwest Automated Security, Inc. Totals							Invoices	1	\$397.24
Vendor 3134 - Via Carlita LLC DBA Hawk Ford of St Charles									
96109	TR-(2)Seal for Vehicle #105	Paid by EFT #517		03/17/2025	03/20/2025	03/20/2025		04/08/2025	58.50
Vendor 3134 - Via Carlita LLC DBA Hawk Ford of St Charles Totals							Invoices	1	\$58.50
Vendor 3224 - Wensco of Michigan, Corp. DBA Wensco Sign Supply									
3836549	TR-Sign Shop Printer Service	Paid by Check #126444		03/04/2025	03/20/2025	03/20/2025		04/08/2025	959.01
Vendor 3224 - Wensco of Michigan, Corp. DBA Wensco Sign Supply Totals							Invoices	1	\$959.01
Sub-Department 21-24 Operations & Maintenance,Trades Totals							Invoices	43	\$7,630.10
Department 21 - Operations & Maintenance Totals							Invoices	177	\$76,025.32
21 Operations & Maintenance									
Department 31 - Natural Resources									
Sub-Department 31-31 Natural Resources,Restoration									
Vendor 3466 - Al Warren Oil Co. Inc.									
W1725550	NR-(301)Gal Gas Delivered To Brundige 2/18/25	Paid by EFT #478		02/20/2025	03/04/2025	03/04/2025		03/06/2025	793.07
Vendor 3466 - Al Warren Oil Co. Inc. Totals							Invoices	1	\$793.07
Vendor 1942 - Arends Hogan Walker LLC DBA AHW LLC									
12072227	NR-(2)Air Filter Element,(4)Filter Element, (2) Oil Filter T#46	Paid by EFT #496		03/04/2025	03/07/2025	03/07/2025		04/08/2025	395.62
12074336	NR-(2)Hydraulic Filter, 5 Gal Oil Bucket, 80W90 Oil	Paid by EFT #496		03/07/2025	03/14/2025	03/14/2025		04/08/2025	426.05
Vendor 1942 - Arends Hogan Walker LLC DBA AHW LLC Totals							Invoices	2	\$821.67
Vendor 2347 - Avid of Illinois, Inc. DBA AlphaGraphics									
125034	NR-(30)AMS 2025 Report	Paid by Check #126410		02/26/2025	03/07/2025	03/07/2025		04/08/2025	1,095.98
Vendor 2347 - Avid of Illinois, Inc. DBA AlphaGraphics Totals							Invoices	1	\$1,095.98
Vendor 3572 - Cellular Tracking Technologies LLC									
B58E74340014	NR-Pay As You Go Sim Fee 2/1/25-3/1/25	Paid by EFT #497		03/19/2025	03/25/2025	03/25/2025		04/08/2025	5.00
B58E74340015	NR-Pay As You Go Sim Fee 2/1/25-3/1/25	Paid by EFT #497		03/19/2025	03/25/2025	03/25/2025		04/08/2025	5.00
Vendor 3572 - Cellular Tracking Technologies LLC Totals							Invoices	2	\$10.00
Vendor 2027 - ComEd									
92343820000225	NR-NR Facility Svc 1/28/25-2/26/25	Paid by Check #126385		02/26/2025	03/12/2025	03/12/2025		03/14/2025	1,264.59



Accounts Payable Invoice Report

G/L Date Range 03/01/25 - 03/31/25
 Report By Department - Vendor - Invoice
 Summary Listing

Invoice Number	Invoice Description	Status	Held Reason	Invoice Date	Due Date	G/L Date	Received Date	Payment Date	Invoice Net Amount
Vendor 1180 - Culligan Tri City Soft Water Services, Inc			Vendor 2027 - ComEd Totals			Invoices		1	\$1,264.59
31559	NR- MillCreekHESulferClear&RntlRever seOsmosisSvc3/1/25-3/31/25	Paid by EFT #491		03/01/2025	03/19/2025	03/19/2025		03/20/2025	109.00
Vendor 1180 - Culligan Tri City Soft Water Services, Inc Totals						Invoices		1	\$109.00
Vendor 1187 - Dekane Equipment Corporation									
IA00089	NR-Nut Cast	Paid by Check #126415		03/05/2025	03/14/2025	03/14/2025		04/08/2025	16.45
IA00093	NR- ReturnOfNutCastInv#IA00089,Pur chaseNutCastle	Paid by Check #126415		03/05/2025	03/14/2025	03/14/2025		04/08/2025	7.51
IA99938	NR-6LayerProStihl, (3)GuideBar2Stihl,ChainTension, (4)PrimerBulb	Paid by Check #126415		03/14/2025	03/14/2025	03/14/2025		04/08/2025	676.71
Vendor 1187 - Dekane Equipment Corporation Totals						Invoices		3	\$700.67
Vendor 1447 - Elburn Napa DBA Elburn/Hampshire/North Aurora Napa									
009779	NR-Battery, (10)GreaseCart,BrakeAwayKitAcce ss(3)BrakePartsCleaner	Paid by Check #126416		02/28/2025	03/07/2025	03/07/2025		04/08/2025	287.80
010183	N Ops/NR-(9)5W50, (5) Oil Filter	Paid by Check #126416		03/04/2025	03/25/2025	03/25/2025		04/08/2025	98.41
011660	NR- ReturnBrkAwyKitInv#009779Purc haseBattery&(2)CblAdpt	Paid by Check #126416		03/14/2025	03/14/2025	03/14/2025		04/08/2025	11.66
Vendor 1447 - Elburn Napa DBA Elburn/Hampshire/North Aurora Napa Totals						Invoices		3	\$397.87
Vendor 1895 - ENCAP Inc									
10919	NR- BrushThinning@BigRock,PO#202 3-12,Res#2976,Proj#21003A	Paid by Check #126375		02/28/2025	03/11/2025	03/11/2025		03/12/2025	29,647.50
Vendor 1895 - ENCAP Inc Totals						Invoices		1	\$29,647.50
Vendor 3493 - HGS, LLC dba RES Environmental Solutions, LLC									
IN52835	NR- Tree&BrushCutting@DickYoung,P O#2025-07,Res#3103	Paid by Check #126404		02/28/2025	03/20/2025	03/20/2025		03/25/2025	22,500.00
Vendor 3493 - HGS, LLC dba RES Environmental Solutions, LLC Totals						Invoices		1	\$22,500.00
Vendor 3339 - Hokanson, Matthew DBA Woods to Wetlands, LLC									
1973	NR- Brush&TreeRemoval@SettlersHill, PO#2025- 12,Res#3096Proj#21005C	Paid by EFT #484		03/06/2025	03/11/2025	03/11/2025		03/12/2025	3,500.00
Vendor 3339 - Hokanson, Matthew DBA Woods to Wetlands, LLC Totals						Invoices		1	\$3,500.00
Vendor 2952 - K & R Wholesalers, Inc. DBA Woodstock Powersports									
28145	N Ops/NR-(4) Air Filter, ASM Filter	Paid by Check #126423		03/14/2025	03/27/2025	03/27/2025		04/08/2025	255.94
Vendor 2952 - K & R Wholesalers, Inc. DBA Woodstock Powersports Totals						Invoices		1	\$255.94
Vendor 3180 - Konica Minolta Business Solutions USA Inc.									



Accounts Payable Invoice Report

G/L Date Range 03/01/25 - 03/31/25
 Report By Department - Vendor - Invoice
 Summary Listing

Invoice Number	Invoice Description	Status	Held Reason	Invoice Date	Due Date	G/L Date	Received Date	Payment Date	Invoice Net Amount
500765391	NR-Usage 2/1/25-2/28/25	Paid by Check # 126424		02/28/2025	03/07/2025	03/07/2025		04/08/2025	20.54
Vendor 3180 - Konica Minolta Business Solutions USA Inc. Totals						Invoices	1		\$20.54
Vendor 1680 - Menards Batavia									
44585	NR-(3)LPTankExchange, (2)4PkExpoMarkers,(3)FlintStriker	Paid by EFT #509		02/25/2025	03/07/2025	03/07/2025		04/08/2025	81.65
44953	NR- (2)EmergencyLightSquare,8Pk9VB attery,30PkAAABattery,30PkAABat	Paid by EFT #509		03/04/2025	03/07/2025	03/07/2025		04/08/2025	124.87
45122	NR-(8)Lumber, (10)PleatedAirFilter, (28)CarpetTiles,StackerTote	Paid by EFT #509		03/07/2025	03/14/2025	03/14/2025		04/08/2025	372.89
Vendor 1680 - Menards Batavia Totals						Invoices	3		\$579.41
Vendor 2587 - Nicor Gas									
304270100010325	NR-Aurora West Shop Svc 2/10/25-3/12/25	Paid by Check #126400		03/12/2025	03/19/2025	03/19/2025		03/20/2025	131.95
Vendor 2587 - Nicor Gas Totals						Invoices	1		\$131.95
Vendor 1495 - Prairie Moon Nursery									
2502320300	NR-Native Plants, PO#17518, Proj#21001H	Paid by EFT #481		01/27/2025	03/06/2025	03/06/2025		03/06/2025	483.00
2502320900	NR-Native Plants, PO#17517, Proj#21001H	Paid by EFT #481		01/27/2025	03/06/2025	03/06/2025		03/06/2025	1,798.25
Vendor 1495 - Prairie Moon Nursery Totals						Invoices	2		\$2,281.25
Vendor 1515 - Ray O'Herron Co., Inc.									
2377446	NR-(5)Power Point, Proj#21009D	Paid by Check #126436		11/15/2024	03/27/2025	03/27/2025		04/08/2025	159.74
Vendor 1515 - Ray O'Herron Co., Inc. Totals						Invoices	1		\$159.74
Vendor 3073 - Semper Fi Yard Services, Inc.									
20251213	NR- Tree&BrushRemoval@Bliss,PO#2 025-09,Res#3103,Proj#21011A	Edit		03/14/2025	03/26/2025	03/26/2025			27,014.49
Vendor 3073 - Semper Fi Yard Services, Inc. Totals						Invoices	1		\$27,014.49
Vendor 3031 - Shooting Star Native Seed, Inc.									
63485	NR-Native Plants, PO#17514, Proj#21010B	Paid by Check #126378		12/06/2024	03/11/2025	03/11/2025		03/12/2025	5,566.38
63486	NR-Native Plants, PO#17515, Proj#21010B	Paid by Check #126378		12/06/2024	03/11/2025	03/11/2025		03/12/2025	1,978.14
63487	NR-Native Plants, PO#17516, Proj#21010B	Paid by Check #126378		12/06/2024	03/11/2025	03/11/2025		03/12/2025	2,175.57
63488	NR-Native Plants, PO#17517, Proj#21010B	Paid by Check #126378		12/06/2024	03/11/2025	03/11/2025		03/12/2025	2,821.38
63489	NR-Native Plants, PO#17518, Proj#21010B	Paid by Check #126378		12/06/2024	03/11/2025	03/11/2025		03/12/2025	1,377.51
63490	NR-Native Plants, PO#17519, Proj#21010B	Paid by Check #126378		12/06/2024	03/11/2025	03/11/2025		03/12/2025	2,034.50
63491	NR-Native Plants, PO#17522, Proj#21010B	Paid by Check #126378		12/06/2024	03/11/2025	03/11/2025		03/12/2025	250.00



Accounts Payable Invoice Report

G/L Date Range 03/01/25 - 03/31/25
 Report By Department - Vendor - Invoice
 Summary Listing

Invoice Number	Invoice Description	Status	Held Reason	Invoice Date	Due Date	G/L Date	Received Date	Payment Date	Invoice Net Amount
63694	NR-Native Plants, PO#17519, Proj#21001I	Paid by Check #126378		01/28/2025	03/11/2025	03/11/2025		03/12/2025	1,347.50
Vendor 3031 - Shooting Star Native Seed, Inc. Totals							Invoices	8	\$17,550.98
Vendor 3537 - V3 Construction Group, Ltd.									
000020125017	NR-Tree&BrushRmvl@HannafordWds, PO#2025-08,Res#3103	Edit		02/07/2025	03/27/2025	03/27/2025			11,475.00
Vendor 3537 - V3 Construction Group, Ltd. Totals							Invoices	1	\$11,475.00
Vendor 1658 - West Side Electric Supply									
300141030	NR-Building Wire	Paid by EFT #518		03/13/2025	03/27/2025	03/27/2025		04/08/2025	90.96
Vendor 1658 - West Side Electric Supply Totals							Invoices	1	\$90.96
Sub-Department 31-31 Natural Resources,Restoration Totals							Invoices	37	\$120,400.61
Department 31 - Natural Resources Totals							Invoices	37	\$120,400.61

31 Natural Resources

Department 35 - Planning & Acquisition

Sub-Department 35-35 Planning & Acquisition,Planning

Vendor 1224 - Engineering Resource Associates, Inc

W222970022	PL- Buffalo/BrunnerConstruction,PO# 2023-15,Res#2984,Proj#30902B	Paid by Check #126360		11/13/2024	03/05/2025	03/05/2025		03/06/2025	520.80
Vendor 1224 - Engineering Resource Associates, Inc Totals							Invoices	1	\$520.80

Vendor 3252 - Kane County Recorder

030525A	PL- RecordingFeeFor1260,1262,&126 4CedarAveUtilityEasement	Paid by Check #126359		03/05/2025	03/05/2025	03/05/2025		03/05/2025	80.00
Vendor 3252 - Kane County Recorder Totals							Invoices	1	\$80.00

Vendor 1431 - Midwest Institute of Park Executives

021825	PL-Annual Membership	Paid by Check #126401		02/18/2025	03/05/2025	03/05/2025		03/21/2025	25.00
Vendor 1431 - Midwest Institute of Park Executives Totals							Invoices	1	\$25.00

Vendor 3625 - Newmark Partners DBA Newmark Valuation & Advisory

439596001	PL-Appraisal Report For King Family Trust Property, PO#17353	Paid by Check #126427		02/17/2025	03/20/2025	03/20/2025		04/08/2025	2,400.00
Vendor 3625 - Newmark Partners DBA Newmark Valuation & Advisory Totals							Invoices	1	\$2,400.00

Vendor 3486 - Obsidian Asphalt Paving, Inc.

5	PL-JonDuerrRenovation,PO#2024-31,Res#3086,Proj#31003G	Paid by Check #126377		12/03/2024	03/11/2025	03/11/2025		03/12/2025	173,578.06
6	PL-JonDuerrRenovation,PO#2024-31,Res#3086,Proj#31003G	Edit		01/03/2025	03/27/2025	03/27/2025			64,755.24
Vendor 3486 - Obsidian Asphalt Paving, Inc. Totals							Invoices	2	\$238,333.30

Vendor 1951 - Pannier Corporation dba Pannier Graphics

1711832	PL/Comm Eng-(7) Aluminum Low Profile Base, PO#17509	Paid by Check #126433		03/10/2025	03/25/2025	03/25/2025		04/08/2025	4,300.62
---------	---	-----------------------	--	------------	------------	------------	--	------------	----------



Accounts Payable Invoice Report

G/L Date Range 03/01/25 - 03/31/25
 Report By Department - Vendor - Invoice
 Summary Listing

Invoice Number	Invoice Description	Status	Held Reason	Invoice Date	Due Date	G/L Date	Received Date	Payment Date	Invoice Net Amount
Vendor 1951 - Pannier Corporation dba Pannier Graphics Totals							Invoices	1	\$4,300.62
16419	3197 - Polach Appraisal Group, Inc. PL-AppraisalReportSchwickertPropSugarGroveTwp,PO#17557	Paid by Check #126434		03/09/2025	03/14/2025	03/14/2025		04/08/2025	2,700.00
Vendor 3197 - Polach Appraisal Group, Inc. Totals							Invoices	1	\$2,700.00
10202	2819 - Rubino Engineering, Inc. PL-(4)MaterialTester (2)ProjectManager,VehicleCharge,DCPEquipment	Paid by Check #126438		09/30/2024	03/25/2025	03/25/2025		04/08/2025	950.00
Vendor 2819 - Rubino Engineering, Inc. Totals							Invoices	1	\$950.00
0183124	3507 - SmithGroup, Inc. PL-ProfSvcs9/28/24-10/25/24,PO#2024-10,Res#3037,Proj#31005A	Paid by Check #126363		11/29/2024	03/05/2025	03/05/2025		03/06/2025	9,895.00
0184675	PL-ProfSvcs1/1/25-1/31/25,PO#2024-10,Res#3037,Proj#31005A	Paid by Check #126363		02/17/2025	03/05/2025	03/05/2025		03/06/2025	5,937.00
Vendor 3507 - SmithGroup, Inc. Totals							Invoices	2	\$15,832.00
10125347	3198 - V3 Companies, Ltd DBA V3 Wetland Restoration LLC PL-CarpDamResidentEngineering,PO#2025-03,Res#3090,Proj#30321C	Paid by EFT #482		02/05/2025	03/06/2025	03/06/2025		03/06/2025	1,835.00
10225184	PL-ProfSvcs2/1/25-2/28/25,PO#2025-03,Res#3090,Proj#30321C	Edit		03/04/2025	03/26/2025	03/26/2025			1,840.00
Vendor 3198 - V3 Companies, Ltd DBA V3 Wetland Restoration LLC Totals							Invoices	2	\$3,675.00
Sub-Department 35-35 Planning & Acquisition,Planning Totals							Invoices	13	\$268,816.72
Department 35 - Planning & Acquisition Totals							Invoices	13	\$268,816.72

35 Planning & Acquisition

Department **41 - Community Engagement & Education**
 Sub-Department **41-41 Community Engagement & Education,Community Engagement**

Vendor 3552 - Alan Watts									
20250102	Comm Eng-FPDKCCentennialHistorySvc2/1/25-2/28/25	Paid by Check #126407		02/28/2025	03/14/2025	03/14/2025		04/08/2025	851.20
Vendor 3552 - Alan Watts Totals							Invoices	1	\$851.20
Vendor 1919 - AT & T									
8476958033020325	Comm Eng-Brewster Creek Main Phone/Elevator Svc 2/28/25-3/27/25	Paid by Check #126379		02/28/2025	03/12/2025	03/12/2025		03/14/2025	154.35



Accounts Payable Invoice Report

G/L Date Range 03/01/25 - 03/31/25
 Report By Department - Vendor - Invoice
 Summary Listing

Invoice Number	Invoice Description	Status	Held Reason	Invoice Date	Due Date	G/L Date	Received Date	Payment Date	Invoice Net Amount
Vendor 2347 - Avid of Illinois, Inc. DBA AlphaGraphics			Vendor 1919 - AT & T Totals			Invoices		1	\$154.35
125120	Comm Eng-(500) 2024 Annual Report	Paid by Check #126410		03/03/2025	03/14/2025	03/14/2025		04/08/2025	2,082.37
125451	Comm Eng-(150) Centennial Sponsorship Packet	Paid by Check #126410		03/21/2025	03/25/2025	03/25/2025		04/08/2025	354.26
Vendor 1180 - Culligan Tri City Soft Water Services, Inc			Vendor 2347 - Avid of Illinois, Inc. DBA AlphaGraphics Totals			Invoices		2	\$2,436.63
30675	Comm Eng-Brewster Creek Medalist Softener Svc 11/1/24-11/30/24	Paid by EFT #479		11/01/2024	03/04/2025	03/04/2025		03/06/2025	31.50
31526	Comm Eng-Brewster Creek Medalist Softener Svc 3/1/25-3/31/25	Paid by EFT #491		03/01/2025	03/19/2025	03/19/2025		03/20/2025	31.50
Vendor 1180 - Culligan Tri City Soft Water Services, Inc Totals			Vendor 1180 - Culligan Tri City Soft Water Services, Inc Totals			Invoices		2	\$63.00
56381	Comm Eng-Full Page Color Ad May 2025	Paid by EFT #503		03/21/2025	03/25/2025	03/25/2025		04/08/2025	1,380.75
Vendor 1976 - Hughes Media Corp DBA Northwest Quarterly Magazine			Vendor 1976 - Hughes Media Corp DBA Northwest Quarterly Magazine Totals			Invoices		1	\$1,380.75
021125	Comm Eng-Mileage Reimbursement 2/11/25	Paid by Check #126426		02/11/2025	03/04/2025	03/04/2025		04/08/2025	9.80
Vendor 3521 - Lauren Swanson			Vendor 3521 - Lauren Swanson Totals			Invoices		1	\$9.80
842174377000225	Comm Eng-Brewster Creek Lodge Svc 1/27/25-2/26/25	Paid by Check #126373		02/26/2025	03/04/2025	03/04/2025		03/06/2025	304.92
Vendor 2587 - Nicor Gas			Vendor 2587 - Nicor Gas Totals			Invoices		1	\$304.92
022725	Comm Eng-(500)Challenge Coins For Centennial	Paid by Check #126362		03/11/2025	03/05/2025	03/05/2025		03/06/2025	1,876.25
Vendor 3645 - Signature Promotional Group dba Signature Coins			Vendor 3645 - Signature Promotional Group dba Signature Coins Totals			Invoices		1	\$1,876.25
030825	Security Deposit Return For Event @ Brewster 3/8/25	Paid by Check #126392		03/08/2025	03/13/2025	03/13/2025		03/14/2025	300.00
Vendor Chapelstreet Church			Vendor Chapelstreet Church Totals			Invoices		1	\$300.00
Sub-Department 41-41 Community Engagement & Education,Community Engagement			Sub-Department 41-41 Community Engagement & Education,Community Engagement Totals			Invoices		11	\$7,376.90
Sub-Department 41-42 Community Engagement & Education,Nature Education			Sub-Department 41-42 Community Engagement & Education,Nature Education			Invoices		11	\$7,376.90
Vendor 1919 - AT & T			Vendor 1919 - AT & T Totals			Invoices		1	\$156.02
6305131702020325	Nat Ed-Creek Bend Elevator & Alarm System Svc 2/25/25-3/24/25	Paid by Check #126365		02/25/2025	03/04/2025	03/04/2025		03/06/2025	156.02
Vendor 1180 - Culligan Tri City Soft Water Services, Inc			Vendor 1180 - Culligan Tri City Soft Water Services, Inc Totals			Invoices		1	\$156.02



Accounts Payable Invoice Report

G/L Date Range 03/01/25 - 03/31/25
 Report By Department - Vendor - Invoice
 Summary Listing

Invoice Number	Invoice Description	Status	Held Reason	Invoice Date	Due Date	G/L Date	Received Date	Payment Date	Invoice Net Amount
30903	Nat Ed-CreekBendHESoftener (2)HESulferClearSvc12/1/24- 12/31/24	Paid by EFT #479		12/01/2024	03/04/2025	03/04/2025		03/06/2025	266.50
31111	Nat Ed-CreekBendHESoftener (2)HESulferClearSvc1/1/25- 1/31/25	Paid by EFT #479		01/01/2025	03/04/2025	03/04/2025		03/06/2025	266.50
31536	Nat Ed-CreekBendHESoftener (2)HESulferClearSvc3/1/25- 3/31/25	Paid by EFT #491		03/01/2025	03/19/2025	03/19/2025		03/20/2025	266.50
Vendor 1180 - Culligan Tri City Soft Water Services, Inc Totals							Invoices	3	<u>\$799.50</u>
Vendor 2870 - Just Elevator Inspection Service Inc.									
9502	Nat Ed-Annual Elevator Inspection 2 @ Brewster Creek	Paid by Check #126422		02/26/2025	03/14/2025	03/14/2025		04/08/2025	125.00
Vendor 2870 - Just Elevator Inspection Service Inc. Totals							Invoices	1	<u>\$125.00</u>
Vendor 1371 - Kane-DuPage Regional Museum Association									
021425	Nat Ed- AnnualKDRMAInstitutionalMember hship&PassportAdventurePage	Paid by Check #126376		02/14/2025	03/06/2025	03/06/2025		03/12/2025	155.00
Vendor 1371 - Kane-DuPage Regional Museum Association Totals							Invoices	1	<u>\$155.00</u>
Vendor 1227 - Erica M Lemon									
011625	Nat Ed-Mileage Reimbursement 1/16/25-3/19/25	Paid by EFT #506		01/16/2025	03/25/2025	03/25/2025		04/08/2025	78.05
Vendor 1227 - Erica M Lemon Totals							Invoices	1	<u>\$78.05</u>
Vendor 3519 - Lisa O'Brien									
111424	NatEd-Mileage & Supply Reimbursement 11/14/24-1/26/25	Paid by EFT #507		11/14/2024	03/14/2025	03/14/2025		04/08/2025	123.25
Vendor 3519 - Lisa O'Brien Totals							Invoices	1	<u>\$123.25</u>
Vendor 2664 - Barbara McKittrick									
021325	Nat Ed-MileageReim2/13/25- 2/27/25,SupplyReim1/14/25- 3/2/25	Paid by EFT #508		02/13/2025	03/13/2025	03/13/2025		04/08/2025	303.38
Vendor 2664 - Barbara McKittrick Totals							Invoices	1	<u>\$303.38</u>
Vendor 2587 - Nicor Gas									
495311185260225	Nat Ed-Creek Bend Nature Center Svc 1/25/25-2/25/25	Paid by Check #126373		02/25/2025	03/04/2025	03/04/2025		03/06/2025	420.55
Vendor 2587 - Nicor Gas Totals							Invoices	1	<u>\$420.55</u>
Vendor 3472 - RockingD Holding DBA Vanguard Cleaning Systems Chicago									
87975	Nat Ed-Creek Bend Nature Center Cleaning Svc 3/1/25-3/31/25	Paid by EFT #513		03/01/2025	03/14/2025	03/14/2025		04/08/2025	700.00
Vendor 3472 - RockingD Holding DBA Vanguard Cleaning Systems Chicago Totals							Invoices	1	<u>\$700.00</u>
Vendor 3590 - The American Museum of Fly Fishing									
031425	Nat Ed- DownPaymentForDevelopment&In stOfTravelFlyFishingExb	Paid by Check #126394		03/14/2025	03/17/2025	03/17/2025		03/19/2025	700.00



Accounts Payable Invoice Report

G/L Date Range 03/01/25 - 03/31/25
 Report By Department - Vendor - Invoice
 Summary Listing

Invoice Number	Invoice Description	Status	Held Reason	Invoice Date	Due Date	G/L Date	Received Date	Payment Date	Invoice Net Amount
031425A	Nat Ed- FinalPaymentForDevelopment&Ins tOfTravelFlyFsngExhbt	Edit		03/14/2025	03/26/2025	03/26/2025			2,800.00
Vendor 3590 - The American Museum of Fly Fishing Totals						Invoices	2		\$3,500.00
Vendor Kim Biberstine									
032525	Refund For Week in the Woods Camp	Paid by Check #126406		03/25/2025	03/25/2025	03/25/2025		03/26/2025	149.00
Vendor Kim Biberstine Totals						Invoices	1		\$149.00
Sub-Department 41-42 Community Engagement & Education,Nature Education Totals						Invoices	14		\$6,509.75
Department 41 - Community Engagement & Education Totals						Invoices	25		\$13,886.65
41 Community Engagement & Education									
Department 51 - Public Safety									
Sub-Department 51-51 Public Safety,Police									
Vendor 3530 - APC Stores Inc DBA Autowares DBA Bumper to Bumper									
478606607	Police-Power Stop Kit For Vehicle #227	Paid by EFT #495		03/10/2025	03/20/2025	03/20/2025		04/08/2025	169.99
Vendor 3530 - APC Stores Inc DBA Autowares DBA Bumper to Bumper Totals						Invoices	1		\$169.99
Vendor 1919 - AT & T									
6302321492020325	HQ/Police- HQFax,PoliceCallBox,PoliceFaxSvc 2/19/25-3/18/25	Paid by Check #126365		02/19/2025	03/04/2025	03/04/2025		03/06/2025	200.86
Vendor 1919 - AT & T Totals						Invoices	1		\$200.86
Vendor 2328 - Bob Jass Chevrolet Inc									
152066	Police-(2) Sensor	Paid by Check #126412		02/27/2025	03/13/2025	03/13/2025		04/08/2025	139.72
Vendor 2328 - Bob Jass Chevrolet Inc Totals						Invoices	1		\$139.72
Vendor 1447 - Elburn Napa DBA Elburn/Hampshire/North Aurora Napa									
009338	Police- WaterPump,HousingThermostat,T hermostatGasketVehicle#229	Paid by Check #126416		02/25/2025	03/04/2025	03/04/2025		04/08/2025	155.61
009569	Police-(6)Anti Freeze & Coolant Vehicle #229	Paid by Check #126416		02/26/2025	03/13/2025	03/13/2025		04/08/2025	50.94
009580	Police-Return Of Thermostat Gasket, Org Inv#009338	Paid by Check #126416		02/26/2025	03/14/2025	03/14/2025		04/08/2025	(4.59)
012131	Police-(15) Hose Clamp	Paid by Check #126416		03/19/2025	03/25/2025	03/25/2025		04/08/2025	10.55
Vendor 1447 - Elburn Napa DBA Elburn/Hampshire/North Aurora Napa Totals						Invoices	4		\$212.51
Vendor 2105 - Fuller's Car Wash of Geneva									
013125	Police-Car Washes Svc 1/31/25- 2/28/25	Paid by Check #126417		01/31/2025	03/04/2025	03/04/2025		04/08/2025	98.00
Vendor 2105 - Fuller's Car Wash of Geneva Totals						Invoices	1		\$98.00
Vendor 1019 - Havlicek Ace Hardware, LLC DBA Geneva Ace Hardware									
1115371	Police-(2)8Pk AA Battery	Paid by EFT #502		03/03/2025	03/04/2025	03/04/2025		04/08/2025	46.78



Accounts Payable Invoice Report

G/L Date Range 03/01/25 - 03/31/25
 Report By Department - Vendor - Invoice
 Summary Listing

Invoice Number	Invoice Description	Status	Held Reason	Invoice Date	Due Date	G/L Date	Received Date	Payment Date	Invoice Net Amount
1117601	Police-(2)GorillaSprayAdhesive,FixedHas p,(2)AntiFreeze,(24)Ftnrs	Paid by EFT #502		03/20/2025	03/25/2025	03/25/2025		04/08/2025	55.49
Vendor 1019 - Havlicek Ace Hardware, LLC DBA Geneva Ace Hardware Totals						Invoices	2		\$102.27
Vendor 1466 - North East Multi Regional Training Inc									
371753	Police-HighRiskVehicleStops1/28/25- 1/29/25Konecki&Villanueva	Paid by Check #126428		02/18/2025	03/04/2025	03/04/2025		04/08/2025	160.00
371771	Police-High Risk Vehicle Stops 1/30/25-1/31/25 Kelly	Paid by Check #126428		02/18/2025	03/04/2025	03/04/2025		04/08/2025	80.00
372780	Police-ImmediateTraumaCare2/11/25Ko necki&Bovio,BrgCncl	Paid by Check #126428		02/25/2025	03/25/2025	03/25/2025		04/08/2025	35.00
Vendor 1466 - North East Multi Regional Training Inc Totals						Invoices	3		\$275.00
Vendor 1515 - Ray O'Herron Co., Inc.									
2401129	Police-(2) Dark Navy Pants	Paid by Check #126436		03/21/2025	03/27/2025	03/27/2025		04/08/2025	164.00
Vendor 1515 - Ray O'Herron Co., Inc. Totals						Invoices	1		\$164.00
Vendor 2959 - TransUnion Risk and Alternative Data Solutions									
8241770225	Police-TL Oxp Charges February 2025	Paid by Check #126440		03/01/2025	03/04/2025	03/04/2025		04/08/2025	75.00
Vendor 2959 - TransUnion Risk and Alternative Data Solutions Totals						Invoices	1		\$75.00
Vendor 3134 - Via Carlita LLC DBA Hawk Ford of St Charles									
96006	Police-Connector, (2) Hose For Vehicle #230	Paid by EFT #517		03/17/2025	03/25/2025	03/25/2025		04/08/2025	300.00
Vendor 3134 - Via Carlita LLC DBA Hawk Ford of St Charles Totals						Invoices	1		\$300.00
Sub-Department 51-51 Public Safety,Police Totals						Invoices	16		\$1,737.35
Department 51 - Public Safety Totals						Invoices	16		\$1,737.35

51 Public Safety

Department AP - Accounts Payable

Sub-Department AP-TD Accounts Payable,Treasury Disbursements

Vendor 1345 - JP Morgan Chase Bank Mastercard									
81280225	All Departments - Credit Card Charges February 2025	Edit		02/26/2025	03/28/2025	03/28/2025			15,919.22
Vendor 1345 - JP Morgan Chase Bank Mastercard Totals						Invoices	1		\$15,919.22
Sub-Department AP-TD Accounts Payable,Treasury Disbursements Totals						Invoices	1		\$15,919.22
Department AP - Accounts Payable Totals						Invoices	1		\$15,919.22

AP Accounts Payable

Grand Totals Invoices 295 \$517,620.93



AGENDA MEMORANDUM

DATE: March 25, 2025
TO: Forest Preserve District Finance & Administration Committee
FROM: Benjamin Haberthur, Executive Director
SUBJECT: Presentation and Approval of Authorization to Apply for and Enter into Grant Agreements

PURPOSE:

The purpose of this memorandum is to provide the Committee with information to consider the continuation of authority for senior staff to expedite the grant application process and better position the District for success.

BACKGROUND:

The District has a long history of successfully leveraging capital funds as match for large state and federal grant programs. This practice has allowed us to install more miles of trail, create more acres of habitat, and build more interactive nature exhibits than we could have managed without the assistance of these programs.

However, Requests for Proposals (RFP) are often only posted for short time durations and deadlines for applications often require quick turnaround for full project consideration. Additionally, most applications are not considered complete without a board resolution from the applying organization. These short postings and quick turnarounds often do not sync with the District's commission cycle. This results in either missed opportunities or the need for retroactive ratification by the board after a grant's deadline has passed.

In order to ensure future grant deadlines are not missed, and to minimize the amount of ratification asked of the board, continue authorization is being sought for senior District staff to apply for any grant (private, state, federal or other) that will help offset the cost of any upcoming capital project. These projects are enumerated in the 2025/26 fiscal year budget (available upon Commission approval at www.kaneforest.com).

Large grant applications (i.e. OSLAD, LWCF etc.) will still be presented to the board; however, this broader annual authorization and associated resolution will obviate the need for individual resolution requests and convert these presentations to simple communications.

FINANCIAL IMPACT:

Capital projects that have the potential for grant funding will be identified in the 2025/2026 fiscal year budget. The competitive nature of grants prevents the prediction of exact award amounts, however typical grant splits vary from 50:50, 80:20 or even 100% (DCEO) of total project cost.

RECOMMENDATION:

Staff recommends the Committee approve the grant application authority as detailed above effective July 1, 2025 through June 30, 2026.

ATTACHMENTS: *None.*



AGENDA MEMORANDUM

DATE: March 27, 2025
TO: Forest Preserve District Planning & Utilization Committee
FROM: Jennifer Rooks-Lopez, Director of Planning and Land Protection
SUBJECT: Presentation and Approval of a bid to replace the irrigation well at Settler's Hill Golf Course

PURPOSE:

The purpose of this memorandum is to provide the Committee with information to consider the approval of a bid from Prairie State Water Systems, Inc. for the replacement of the irrigation well at Settler's Hill Golf Course.

BACKGROUND:

The District owns two golf courses, Settler's Hill in Geneva and Hughes Creek in Elburn. Currently the courses are co-managed by the District with Landscapes Golf Management (LGM).

In July 2024, the former District golf course management company hired a well service company to inspect the main well and pump that provide water for the Settler's Hill irrigation system. The inspection revealed that this well is only producing 25 gallons per minute (gpm) while it is designed to produce at a rate 100 gpm. The current water production rate is insufficient to fill irrigation ponds during annual drought conditions. Additionally, both the dated pump and well-shaft need to be replaced having been found to be in either current or imminent failure.

The District was not able to reach a deal with the former lessee on this needed repair. This lack of investment into capital improvement as well as other performance issues led to non-renewal of any option years on that lease and the change in District golf course management.

To date, the well and pump still require replacement, preferably before the 2025 annual drought, to ensure sufficient water to properly recondition the damaged turf this season. The District conducted a formal bid process for the well replacement. Bids were publicly advertised, with two (2) bidders responding. Prairie State Water Systems, Inc. was the lowest qualified bidder with a base bid of \$36,323.40. Additionally, \$5,000.00 shall be set aside as contingency to cover any unanticipated costs that may arise during the construction for a total contract amount not to exceed \$41,323.40.

FINANCIAL IMPACT:

Funds totaling \$34,650.75 remain within account #03-35-35-7050 (project #30323), for Settler's Hill Golf Course Improvements. Additional funds of \$6,672.65 are available from savings realized in the Settler's Hill Golf Course clubhouse, cart storage, and parking lot engineering/architecture account # 03-35-35-5070,

(project #31009), to cover this \$41,323.40 expense.

RECOMMENDATION:

Staff recommends the Committee approve the base bid submitted by Prairie State Water Inc. for \$36,323.40 plus a contingency of \$5,000.00 to cover any unanticipated costs that may arise during the installation for a total cost not to exceed \$41,323.40.

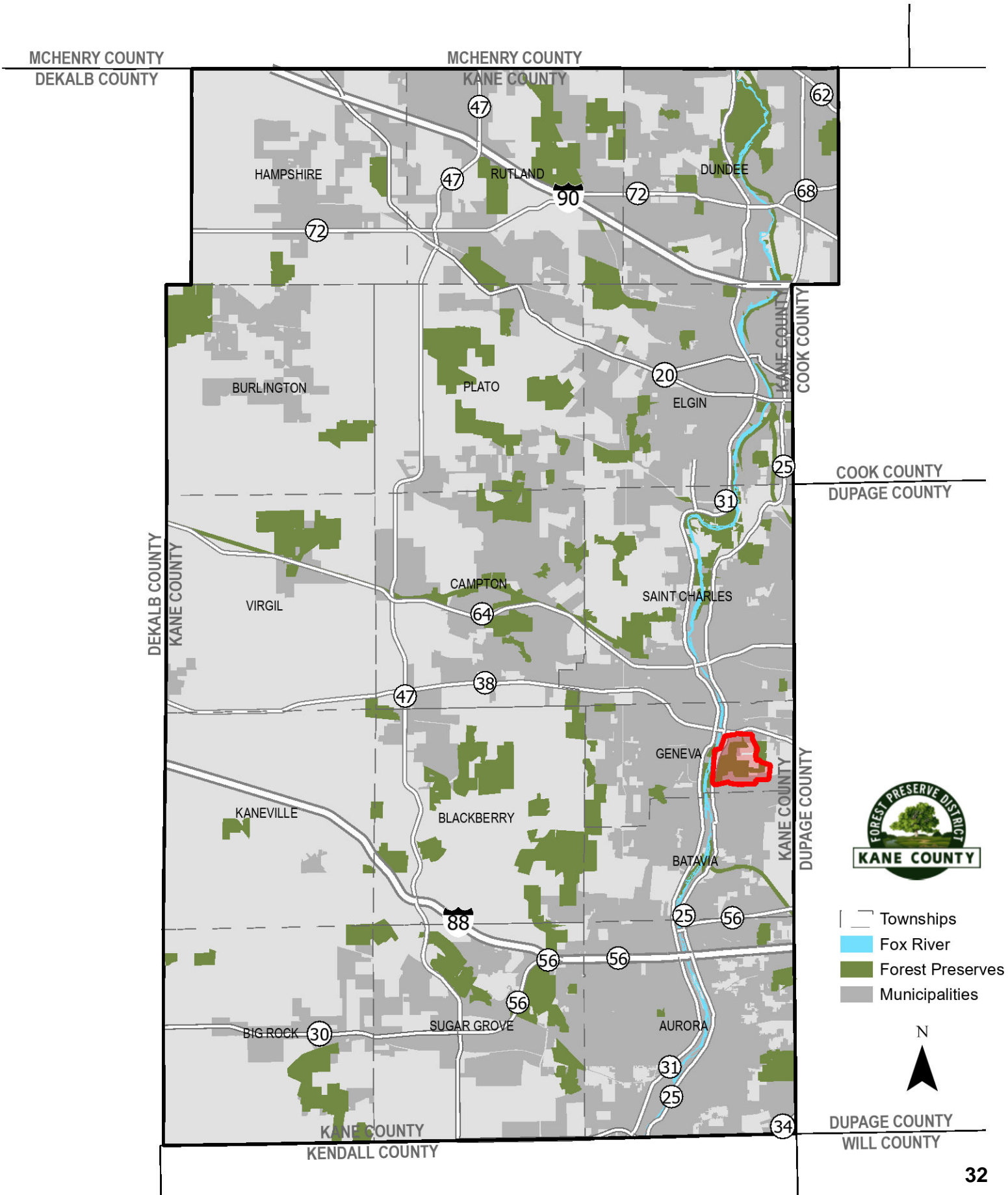
ATTACHMENTS:

Settler's Hill Location Map

Abstract- Settler's Hill Well Replacement

Settler's Hill Golf Course

County Location Map
Geneva, IL



ABSTRACT OF BIDS
Settler's Hill Well Installation

SB-FP-05-2425

Sent to 8 Vendors Received 2

Bidder's Name	Prairie State Water Systems, Inc.	Water Well Solutions Illinois, LLC
City, State	Maple Park, IL	Elburn, IL
TOTAL BASE BID	\$36,323.40	\$47,599.00

I have certified that I have opened, read and recorded all bids received in response to the invitation.



David Petschke, Director of Finance



AGENDA MEMORANDUM

DATE: March 27, 2025

TO: Forest Preserve District Planning & Utilization Committee

FROM: Jeremy Jensen, Director of Operations
Benjamin Haberthur, Executive Director

SUBJECT: Presentation and Approval of the Design-Build Fire Suppression System to be Installed in the Fabyan Windmill at Fabyan Forest Preserve

PURPOSE:

The purpose of this memorandum is to provide the Committee with information to consider the approval of a waterless fire suppression system bid to include design, purchase and installation for the Fabyan Windmill at Fabyan Forest Preserve.

BACKGROUND:

The Fabyan Windmill was originally constructed between 1850-1860 on a site in what is now Lombard, Illinois. In 1914, it was purchased and moved to its current location by George Fabyan, and later purchased by the District in 1939. In 2003, the District initiated a large-scale restoration project of the Windmill, which was completed the following year and is now operated by District volunteers and open to the public for tours and demonstrations. In 2023, The District was awarded an Illinois Department of Commerce and Economic Opportunity grant (DCEO grant) for improvements to the Windmill and the immediate surrounding area, which includes the addition of a fire suppression system. With consideration given to the historical significance of the Windmill and the investments previously made by the District, the addition of such system not only allows better structural protection against fire loss, it also provides additional life safety measures in the event the Windmill is occupied at the time of an incident. Due to the unique nature of construction, historical status, and environmental and mechanical challenges, a Design-Build RFP was used to solicit vendors for the fire suppression system. Fox Valley Fire and Safety Company of Elgin, Illinois was selected as the best-fit design proposal following the staff review and interview process. Their proposal includes the use of a proprietary suppression system known as Cease Fire[®], a system that utilizes non-toxic, non-corrosive, and non-conductive dry chemical agents in place of traditional water. Traditional fire suppressions systems would require the addition of HVAC mechanicals, water pipe installation, and other modifications to the structure.

The District publicly advertised the bid to 6 vendors and received two responses. Fox Valley Fire and Safety Company (Elgin, IL) was the lowest qualified bidder with a base bid in the amount of \$122,574. District staff recommend an additional 25% contingency in the amount of \$30,644 in the likely event of unanticipated expenses due to the uniqueness of this project.

FINANCIAL IMPACT:

Funds totaling \$1,017,500 were budgeted in Fiscal Year 2024/2025 for the Fabyan Windmill Protection & Improvement project at Fabyan Forest Preserve (project #31012). Sufficient funds totaling \$1,017,500 are available in Planning Account #03-35-35-7050 for this expense totaling \$153,218. The District received a DCEO grant of up to \$700,000 for the Fabyan Windmill Protection and Improvement project.

RECOMMENDATION:

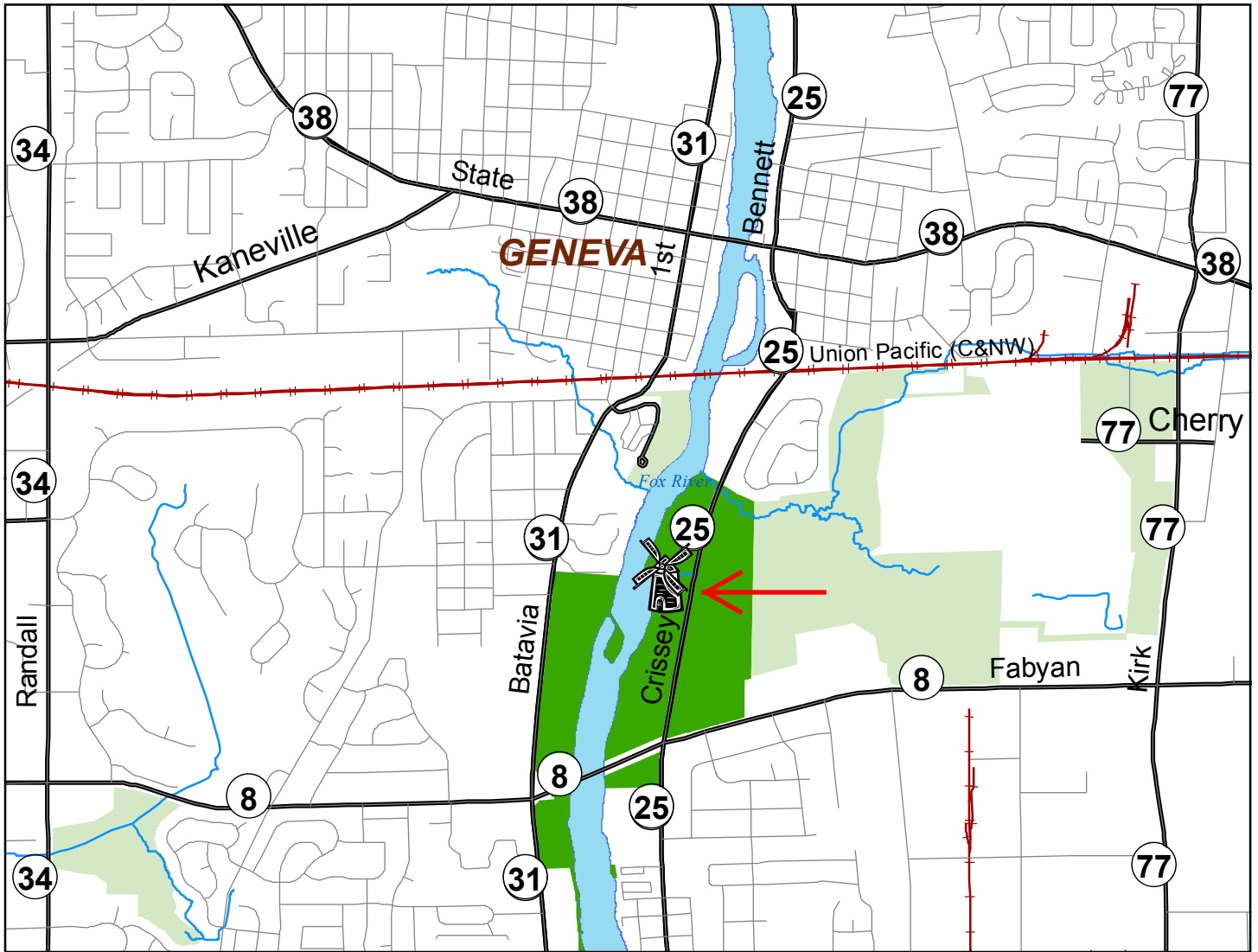
Staff recommends the Committee approve the design and construction of a fire suppression system for the Fabyan Windmill at Fabyan Forest Preserve with Fox Valley Fire and Safety Company of Elgin, Illinois for a contract price of \$122,574 plus a 25% contingency of \$30,644 for a total contract cost not to exceed \$153,218.

ATTACHMENTS:

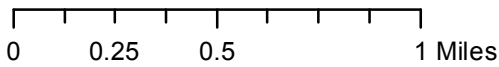
Project Locator Map

Bid Abstract

Fabyan Forest Preserve Windmill



1500 Crissey Avenue / IL Route 25
Geneva, IL 60134





RFP RESPONSES
WINDMILL FIRE SUPPRESSION DESIGN- BUILD PROJECT

Bidders Name	FOX VALLEY FIRE & SAFETY CO.	BERGLUND CONSTRUCTION COMPANY
City, State	ELGIN, IL	CHICAGO, IL
TOTAL PROPOSAL	\$122,574.00	\$740,000.00

I have certified that I have opened, read and recorded all proposals received in response to the invitation.



David Petschke, Director of Finance

STATE OF ILLINOIS)

SS.

COUNTY OF KANE)

REPORT NO. TMP-25-411

FINANCE REPORTS

A. BOND INVESTMENT ANALYSIS REPORT THROUGH FEBRUARY 2025

B. CASH & INVESTMENT REPORT THROUGH FEBRUARY 2025

C. INCOME STATEMENT THROUGH FEBRUARY 2025

**FOREST PRESERVE DISTRICT OF KANE COUNTY
February 2025**

LAND ACQUISITION FUND

PRIOR PURCHASES:

Township	Description	Preserve Name	Bonds	Date	Acres	Price Per Acre	Donated Value	Purchase Price
Sugar Grove	Cutsinger	Sauer Family Prairie Kame	2017A	10/6/2017	71.48	\$ 12,088.52		\$ 864,087.66
Burlington	Faber	Cardinal Creek	2017A	11/15/2017	12.25	\$14,363.35		\$ 175,951.06
Big Rock	Baldrige- Huiner Holdings LLC	Needham Woods	2017A	11/28/2017	28.40	\$12,491.75		\$ 354,765.76
Big Rock	Baldrige- Ernest & Martha Baldrige	Needham Woods	2017A	11/28/2017	28.44	\$12,524.41		\$ 356,194.08
Big Rock	Baldrige- Anderson/Dearvil etc.	Needham Woods	2017A	11/28/2017	28.40	\$10,252.69		\$ 291,176.32
Rutland	Lueth Property	Binnie Woods	2017A	12/7/2017	82.66	\$12,494.41		\$ 1,032,788.06
Plato	Chicago Title Land Trust Co.	Muirhead Springs	2017A	12/15/2017	53.18	\$11,947.62		\$ 635,374.65
Aurora	Strzelecki Property	Oakhurst	2017A	12/21/2017	4.69	\$67,770.10		\$ 317,841.79
Blackberry	Cloonara-Hughes Property	Johnson's Mound	2017A	12/29/2017	150.38	\$33,795.18		\$ 5,082,119.78
Blackberry	Cloonara-Hughes Property	Johnson's Mound	N/A	12/29/2017	61.67	\$34,052.21	\$ 2,100,000.00	
Elgin	Edwards Property Donation		N/A	12/4/2017	25.74	\$20,000.00	\$ 514,800.00	
Plato	Winkleman	Bowes Creek Woods	2017A	1/12/2017	55.60	\$12,527.93		\$ 696,552.97
Burlington	Lenkaitis Property	Cardinal Creek	2017B	1/26/2017	120.92	\$12,816.43		\$ 1,549,762.44
St Charles	Imhoff/ Kelley Property	LeRoy Oakes	2017A	2/8/2017	22.24	\$7,030.70		\$ 156,362.77
Plato	Butts Family Farm	Muirhead Springs	2017B	3/15/2017	110.84	\$11,770.52		\$ 1,304,644.14
Aurora	Chicago Premium Outlets		N/A	2/16/2018	75.00	\$5,000.00	\$ 375,000.00	
Big Rock	Baumez	Big Rock	2017A	3/28/2018	82.77	\$12,135.40		\$ 1,004,446.82
St Charles	THG Properties LLC	Ferson Creek	2017A	5/24/2018	17.00	\$14,394.13		\$ 244,700.19
Dundee	Meadowdale	Raceway Woods	2017A	6/27/2018	7.00	\$71,551.10		\$ 500,857.71
Dundee	Urban Property	Fox River Shores	2017A	7/26/2018	0.24	\$72,583.88		\$ 17,420.13
Dundee	Bischof Property	Fox River Shores	2017A	7/26/2018	0.26	\$143,655.54		\$ 37,350.44
Rutland	Plote Property	Binnie Woods	2017A	7/26/2018	1.35	\$12,993.36		\$ 17,541.03
Saint Charles	Riemer Property near mission hills	Ferson Creek	2017A	8/13/2018	60.00	\$12,947.43		\$ 776,846.00
Dundee	Unimproved Besinger Properties	Raceway Woods	2017A	8/15/2018	86.00	\$20,805.17		\$ 1,789,244.56
Batavia	Basler Property Montesorri School	Glenwood	2017A	8/8/2018	1.92	\$20,512.50		\$ 39,384.00
Plato	Roberts-Huerth Trust & Vogel Trust	Muirhead Springs	2017A	10/25/2018	81.18	\$11,224.06		\$ 911,169.38
Plato	Roberts-Huerth Trust & Vogel Trust	Muirhead Springs	2017B	10/25/2018	79.86	\$11,223.99		\$ 896,347.74
St Charles	Conserv. Found. Pheasant Meadows	Fox River Bluff	2017A	11/29/2018	12.50	\$14,425.34		\$ 17,816.78
Dundee	Conserv. Found. Holzer Property	Helm Woods	2017A	3/6/2019	14.40	\$2,946.50		\$ 42,429.58
Elgin	Siljestrom Property	Bowes Creek Woods	2017A	4/4/2019	23.00	\$17,344.01		\$ 398,912.12
Campton	Hawkins	Campton Forest Preserve	2017A	5/29/2019	60.16	\$19,987.06		\$ 1,202,421.47
Big Rock	Gwinn Oaks	Big Rock	2017A	6/28/2019	113.00	\$10,611.19		\$ 1,199,065.01
Rutland	County Red Slips	Freeman Kame	2017A	8/27/2019	0.60	\$853.33		\$ 512.00
Dundee	Spiegler Trust	Sleepy Hollow Ravine	2017A	11/15/2019	7.25	\$20,785.34		\$ 150,693.70
Rutland	Stade Property	Binnie Forest Preserve	2017A	12/13/2019	67.73	\$14,988.21		\$ 1,015,151.62
Rutland	Johnson Little Acres	Freeman Kame	2017A	1/13/2020	11.37	\$3,963.59		\$ 45,066.07
Rutland	Belom Property	Binnie Forest Preserve	2017A	1/31/2020	100.00	\$11,990.98		\$ 1,199,097.70
Big Rock	Shaw Property	Prairie Kame-Sauer Family	2017A	5/13/2020	118.35	\$10,869.71		\$ 1,286,430.75
Sugar Grove	Knierim Property- Nickels Farm	Hannafor Wood	2017A	8/12/2020	13.18	\$19,126.66		\$ 252,089.41
Campton	Tangalos Property	Great Western Trail	2017A	8/17/2020	56.36	\$8,877.64		\$ 500,343.58
Elburn	Sisko Property	Grunwald Farms	2017A	8/20/2020	11.70	\$29,986.90		\$ 350,846.73
Elburn	Urich Property	Johnson's Mound	2017A	10/29/2020	24.98	\$25,590.15		\$ 639,242.01
Rutland	Harrigan Farm / Rutland Farm LLC	Rutland Forest Preserve	2017A	12/16/2020	172.52	\$14,970.44		\$ 2,582,684.49
Aurora	Sanchez Property	Oakhurst Forest Preserve	2017A	12/1/2020	0.29	\$37,534.79		\$ 10,885.09
Rutland	Kane County, As Trustee	Freeman Kame- Meagher	2017A	1/20/2021	0.81	\$632.10		\$ 512.00
St Charles	Kane County, As Trustee	Riverbend St. Charles	2017A	1/20/2021	0.12	\$4,266.67		\$ 512.00
St Charles	Kane County, As Trustee	Riverbend St. Charles	2017A	1/20/2021	0.05	\$10,240.00		\$ 512.00
Rutland	Reedy Property	Binnie Forest Preserve	2017A	6/30/2021	79.54	\$17,876.10		\$ 1,421,775.52
Aurora	Hoffer Living Trust	Oakhurst Forest Preserve	2017A	3/24/2022	0.17	\$27,802.00		\$ 4,726.34
Batavia	Reckinger Property	Dick Young Forest Preserve	2017A	6/1/2022	21.84	\$11,071.61		\$ 241,792.92
Big Rock	Breon Property	Big Rock Forest Preserve	2017A	7/27/2022	49.68	\$13,495.67		\$ 670,438.02
Hampshire	Colby/Scarpelli Property	Hampshire South Forest Preserve	2017A	11/14/2022	30.68	\$14,203.06		\$ 435,749.93
Hampshire	Doetsch Property	Hampshire South Forest Preserve	2017A	11/23/2022	99.65	\$13,933.48		\$ 1,388,457.10
Batavia	Dow Property	Dick Young Forest Preserve	2017A	2/8/2023				\$ 461,328.14
Batavia	Dow Property	Dick Young Forest Preserve	2017B	2/8/2023	23.80	\$20,138.02		\$ 17,956.70
St Charles	County Red Slips - Watseka Ave		2017A	2/13/2023	0.09	\$5,688.89		\$ 512.00
Plato	Neville Property	Stony Creek	2017B	4/28/2023	52.15	\$20,709.61		\$ 1,080,005.93
Blackberry	Norris Property	Lake Run FP	2017B	5/26/2023	88.11	\$12,500.41		\$ 1,101,411.21
Batavia	Dow (2) Poperty	Dick Young Forest Preserve	2017B	7/21/2023	94.60	\$13,821.51		\$ 1,307,514.77
Elburn	Bonterra/Polivka Property	Johnson's Mound	2017B	5/6/2024	23.25	\$18,860.50		\$ 438,412.25
Huntley	Donaue/Barancik Parcel	Rutland Forest Preserve	2017B	8/23/2024	298.00	\$10,250.17		\$ 3,054,549.63
Huntley	Donaue/Barancik Parcel	Rutland Forest Preserve	2017B	8/23/2024				\$ 1,905,450.37
Total					3,019.39		\$ 2,989,800.00	\$ 43,478,234.42

AVAILABLE FUNDS:

Total Non Referendum Funds Available	\$ 4,628,899.90
Professional Services/Taxes	\$ 250,000.00
BALANCE	\$ 4,378,899.90

Construction & Development Funds Available

Description	Amount
Total Construction & Development Non-Referendum Funds	\$ 3,263,813.75
2017A- Saint Charles Bank Non-Taxable Funds MM	\$ 4,573,459.48
Carpentersville Dam Grant Revenue	\$ (512,986.68)
Golf Courses	\$ (100,000.00)
Total Development Funds Available	\$ 7,324,286.55

*2017A- Nontaxable
**2017B- Taxable

**Forest Preserve District of Kane County
Cash & Investment Report
Period Ending 02/28/2025**

Cash & Investment Balance by Fund:	01- General Fund	02- IMRF Fund	03- Construction & Development Fund	04- Debt Service Fund	05- Land Acquisition Fund	06- Insurance Liability Fund	07- Events & Cultural Fund	08- Social Security Fund	11- Mitigation Fund	Total Cash & Investments
Cash	12,683,813.52	-	3,263,813.75	8,199,343.08	4,628,899.90	23,570.09	374,551.59	-	1,755,497.47	30,929,489.40
Sawyer Falduto Investments	2,336,478.47	-	-	-	-	-	2,336,478.46	-	-	4,672,956.93
2017A Referendum Non-Taxable	-	-	4,573,459.48	-	-	-	-	-	-	4,573,459.48
2017B Referendum Taxable	-	-	-	-	-	-	-	-	-	-
Total Cash & Investments	15,020,291.99	-	7,837,273.23	8,199,343.08	4,628,899.90	23,570.09	2,711,030.05	-	1,755,497.47	40,175,905.81
Less Restrictions on Cash:										
Sawyer Falduto Investments	(2,336,478.47)	-	-	-	-	-	(2,336,478.46)	-	-	(4,672,956.93)
Carpentersville Dam Grant Revenue	-	-	(512,986.68)	-	-	-	-	-	-	(512,986.68)
Golf Courses	-	-	(100,000.00)	-	-	-	-	-	-	-
Available Funds	12,683,813.52	-	7,324,286.55	8,199,343.08	4,628,899.90	23,570.09	374,551.59	-	1,755,497.47	34,989,962.20

Forest Preserve District of Kane County

Cash & Investment Report

Period Ending 02/28/2025

BREAKDOWN BY BANK:

	Per Bank Recs
IMET Pooled Cash XX-101	11,997,461.42
First American Pooled Cash	686,352.10
Sawyer Falduto Investments	2,336,478.47
01- General Fund Total:	\$ 15,020,291.99
IMET Pooled Cash XX-101	-
First American Pooled Cash	-
02- IMRF Fund Total:	\$ -
IMET BondsXX-202	-
IMET 2017A Non-Taxable Referendum	4,573,459.48
IMET Pooled Cash XX-101	3,163,813.75
First American Pooled Cash	-
First American Golf Pooled Cash	100,000.00
03- Construction & Development Fund Total:	\$ 7,837,273.23
IMET Pooled Cash XX-101	891,961.23
IMET BondsXX-202	-
IMET Bonds XX-201	7,307,381.85
First American Pooled Cash	-
04- Debt Service Fund Total:	\$ 8,199,343.08
IMET BondsXX-202	-
IMET 2017A Non-Taxable Referendum	-
IMET 2017B Taxable Referendum	-
IMET Pooled Cash XX-101	4,628,899.90
First American Pooled Cash	-
05- Land Acquisition Fund Total:	\$ 4,628,899.90
IMET Pooled Cash XX-101	23,570.09
First American Pooled Cash	-
06- Insurance Liability Fund Total:	\$ 23,570.09
IMET Pooled Cash XX-101	374,551.59
First American Pooled Cash	-
Sawyer Falduto Investments	2,336,478.46
07- Events & Cultural Fund Total	\$ 2,711,030.05
IMET Pooled Cash XX-101	-
First American Pooled Cash	-
08- Social Security Fund Total:	\$ -
IMET Pooled Cash XX-101	1,755,497.47
First American Pooled Cash	-
11- Mitigation Fund Total:	\$ 1,755,497.47
Grand Total All Cash & Investments:	\$ 40,175,905.81



Income Statement

Through 02/28/25

Detail Listing

Include Rollup Account/Rollup to Account

Account	Account Description	Annual Budget Amount	MTD Actual Amount	YTD Actual Amount	Budget Less YTD Actual	% of Budget	Prior Year Total Actual
Fund Category Governmental Funds							
Fund Type General Fund							
Fund 01 - General Fund							
REVENUE							
3001	General Property Tax	8,457,287.00	.00	4,179,563.52	4,277,723.48	49	7,912,595.27
3010	State Replacement Tax	610,000.00	.00	265,711.67	344,288.33	44	607,482.87
3020	Investment Income/(Loss)	448,500.00	47,512.82	485,086.41	(36,586.41)	108	663,332.85
3021	Adjustment to Accrued Income	.00	(2,939.88)	1,534.25	(1,534.25)	+++	4,147.59
3022	Schwab Gain/ (Loss) on Investment	.00	5,953.22	39,968.74	(39,968.74)	+++	48,069.50
3031	Local Grants	8,000.00	.00	25,686.00	(17,686.00)	321	12,300.00
3039	Camping - South	185,000.00	.00	146,758.00	38,242.00	79	172,515.00
3041	Miscellaneous Income	90,000.00	43,081.89	78,271.47	11,728.53	87	87,766.99
3042	Special Events	8,000.00	1,070.00	3,663.00	4,337.00	46	9,928.00
3044	Rentals- Properties	65,000.00	5,011.58	42,963.84	22,036.16	66	50,834.96
3045	Rentals - Japanese Gardens	6,500.00	250.00	2,850.00	3,650.00	44	8,300.00
3048	Rental- Strikers Club	80,000.00	.00	40,000.00	40,000.00	50	75,000.00
3050	Camping - North	315,000.00	.00	257,162.26	57,837.74	82	298,677.00
3051	Rentals- Agriculture	997,337.00	8,925.00	669,683.77	327,653.23	67	985,743.51
3052	Shelter Reservations	31,000.00	3,155.00	43,040.00	(12,040.00)	139	18,545.00
3053	Golf Courses	135,000.00	59,766.02	127,266.02	7,733.98	94	.00
3060	Nature Center Programs	32,000.00	9,437.00	33,385.68	(1,385.68)	104	30,682.68
3061	Reservations - Brewster Creek	16,500.00	2,800.00	10,187.50	6,312.50	62	13,470.00
3062	Reservations - Creekbend	20,000.00	1,550.00	16,000.00	4,000.00	80	23,450.00
3065	FVIA - License Fee	435,457.00	36,554.25	289,239.99	146,217.01	66	422,773.98
3070	Sale of Material	30,000.00	6,854.00	134,550.15	(104,550.15)	449	33,590.24
3080	Police Fines	23,500.00	1,590.00	21,444.50	2,055.50	91	23,737.55
3092	Change in Terminal Reserve	.00	.00	.00	.00	+++	13,038.00
3093	Donated Lands Management	42,000.00	.00	.00	42,000.00	0	.00
REVENUE TOTALS		\$12,036,081.00	\$230,570.90	\$6,914,016.77	\$5,122,064.23	57%	\$11,515,980.99
EXPENSE							
4001	Full Time Salaries	5,473,399.00	414,921.10	3,370,256.96	2,103,142.04	62	4,774,990.52
4002	Part-Time Salaries	511,648.00	18,728.03	329,257.99	182,390.01	64	485,614.12
4010	Overtime	31,250.00	3,244.33	16,126.94	15,123.06	52	42,313.50
4050	Per Diem	9,100.00	1,020.00	6,420.00	2,680.00	71	6,090.00
4051	Vehicle Allowance	9,000.00	750.00	6,000.00	3,000.00	67	9,000.00
5001	Conferences & Meetings	41,600.00	2,643.31	14,140.10	27,459.90	34	31,879.80
5010	Audit Management Services	27,000.00	.00	13,560.00	13,440.00	50	22,700.00
5020	Organization Support	116,500.00	.00	87,750.00	28,750.00	75	96,500.00
5030	Public Relations	147,446.00	7,164.68	158,279.58	(10,833.58)	107	81,821.75
5031	Bench & Tree Program	7,000.00	3,342.00	11,898.19	(4,898.19)	170	11,196.00



Income Statement

Through 02/28/25

Detail Listing

Include Rollup Account/Rollup to Account

Account	Account Description	Annual Budget Amount	MTD Actual Amount	YTD Actual Amount	Budget Less YTD Actual	% of Budget	Prior Year Total Actual
Fund Category Governmental Funds							
Fund Type General Fund							
Fund 01 - General Fund							
EXPENSE							
5050	Publication-Legal Notices	2,500.00	.00	1,032.00	1,468.00	41	1,316.75
5070	Professional Fees	41,500.00	.00	17,575.00	23,925.00	42	17,350.25
5080	Legal Fees	140,000.00	9,283.00	83,722.16	56,277.84	60	111,627.71
5090	Insurance-Employees	987,661.00	67,698.54	536,082.78	451,578.22	54	792,122.22
5101	Insurance- Retirees	800.00	58.15	465.20	334.80	58	664.32
5102	Insurance - COBRA	870.00	.00	888.70	(18.70)	102	50.98
5130	Telephone	124,695.00	8,381.78	63,926.11	60,768.89	51	94,485.81
5140	Electricity & Water	133,695.00	13,977.35	95,968.37	37,726.63	72	120,628.27
5150	Gas	17,400.00	1,968.35	6,938.06	10,461.94	40	15,507.08
5180	Consulting Services	9,000.00	28.50	16,900.98	(7,900.98)	188	37,653.02
5181	Banking Services	19,000.00	1,224.36	17,189.38	1,810.62	90	16,557.78
5195	Dispatch Services	50,896.00	.00	45,615.00	5,281.00	90	43,443.00
5200	Association Dues	19,515.00	1,366.66	17,970.73	1,544.27	92	18,749.63
5210	Safety & Training	52,500.00	1,477.84	42,786.52	9,713.48	81	29,587.64
5220	Tuition Reimbursement	2,000.00	.00	.00	2,000.00	0	.00
5230	Employee Recruitment	19,000.00	290.00	7,462.95	11,537.05	39	13,445.00
5231	Recruitment	.00	.00	2,197.91	(2,197.91)	+++	.00
5240	Employee Recognition	15,000.00	.00	7,364.58	7,635.42	49	12,293.24
5241	Recognition	8,800.00	151.20	9,654.28	(854.28)	110	6,351.92
5245	Wellness & Coaching	4,100.00	.00	.00	4,100.00	0	1,658.14
6010	Office Supplies	13,500.00	1,494.34	3,588.05	9,911.95	27	9,456.80
6015	Supplies	18,250.00	746.07	6,815.16	11,434.84	37	14,598.03
6020	Nature Center Supplies	22,108.00	512.94	11,257.53	10,850.47	51	16,802.80
6030	Field Supplies	135,000.00	4,488.46	45,781.26	89,218.74	34	120,941.65
6031	De-Icing Salt	18,000.00	169.99	1,233.49	16,766.51	7	14,227.94
6033	Natural Resources Studies/Projects	54,647.00	1,363.90	19,886.74	34,760.26	36	43,312.43
6034	Ag Soil Testing	10,000.00	.00	86.66	9,913.34	1	.00
6035	Native Seed & Plants	140,000.00	45,500.87	83,155.58	56,844.42	59	121,271.14
6038	Herbicide	20,000.00	.00	5,672.10	14,327.90	28	18,025.43
6045	Horticultural Supplies	13,650.00	.00	2,831.92	10,818.08	21	9,237.65
6060	Police Supplies	34,513.00	.00	22,968.60	11,544.40	67	26,140.03
6070	Uniforms	28,900.00	639.90	12,013.35	16,886.65	42	24,664.87
6080	Mileage	7,793.00	316.88	4,717.20	3,075.80	61	10,654.32
6090	Repair & Maint Bldg & Grd	284,250.00	13,148.12	200,140.91	84,109.09	70	275,947.58
6092	Repair & Maint Bldg & Grd - Contracted	20,000.00	4,608.00	18,674.00	1,326.00	93	.00
6100	Repair & Maint Vehicles	89,525.00	18,548.94	82,251.23	7,273.77	92	114,155.16



Income Statement

Through 02/28/25

Detail Listing

Include Rollup Account/Rollup to Account

Account	Account Description	Annual Budget Amount	MTD Actual Amount	YTD Actual Amount	Budget Less YTD Actual	% of Budget	Prior Year Total Actual
Fund Category Governmental Funds							
Fund Type General Fund							
Fund 01 - General Fund							
EXPENSE							
6105	Rental Properties Maintenance	120,000.00	4,277.95	34,868.17	85,131.83	29	14,424.71
6106	Historic Structures Maintenance	30,000.00	21,355.98	31,554.69	(1,554.69)	105	4,128.06
6110	Repair & Maint Equipment	99,600.00	4,969.39	58,912.34	40,687.66	59	87,738.62
6115	Rental Equipment	3,500.00	.00	1,046.70	2,453.30	30	1,100.00
6116	Sign Shop Materials	10,500.00	367.61	11,293.48	(793.48)	108	10,527.43
6117	Tools - Tradesmen	5,000.00	316.92	2,402.95	2,597.05	48	3,206.23
6118	Information Technology	283,534.00	.00	45,652.88	237,881.12	16	171,706.87
6119	Tools- Mechanic	5,000.00	262.18	2,425.28	2,574.72	49	4,912.28
6120	Fuel-Heating	7,000.00	.00	2,932.92	4,067.08	42	5,417.11
6130	Fuel-Vehicles	209,032.00	15,800.16	105,322.08	103,709.92	50	180,127.93
7001	Office Equipment	500.00	.00	.00	500.00	0	497.70
7010	Automotive Equipment	989,000.00	.00	447,484.73	541,515.27	45	232,373.06
7020	Machinery & Equipment	397,250.00	20,031.04	128,131.68	269,118.32	32	240,594.47
7063	Tree & Brush Thinning	100,000.00	.00	7,521.25	92,478.75	8	92,678.35
7064	Weed Management	140,000.00	.00	49,184.30	90,815.70	35	142,680.00
7066	Donated Lands Management	42,000.00	.00	17,575.50	24,424.50	42	.00
8010	Contingencies	75,744.00	.00	399.00	75,345.00	1	38,797.76
8030	Miscellaneous Fees	.00	106.65	776.70	(776.70)	+++	1,080.45
8070	Interfund Transfers	1,308,411.00	.00	.00	1,308,411.00	0	2,531,653.08
	EXPENSE TOTALS	\$12,759,082.00	\$716,745.47	\$6,455,988.90	\$6,303,093.10	51%	\$11,478,678.39
Fund 01 - General Fund Totals							
	REVENUE TOTALS	12,036,081.00	230,570.90	6,914,016.77	5,122,064.23	57%	11,515,980.99
	EXPENSE TOTALS	12,759,082.00	716,745.47	6,455,988.90	6,303,093.10	51%	11,478,678.39
Fund	01 - General Fund Net Gain (Loss)	(\$723,001.00)	(\$486,174.57)	\$458,027.87	\$1,181,028.87	(63%)	\$37,302.60
Fund Type General Fund Totals							
	REVENUE TOTALS	12,036,081.00	230,570.90	6,914,016.77	5,122,064.23	57%	11,515,980.99
	EXPENSE TOTALS	12,759,082.00	716,745.47	6,455,988.90	6,303,093.10	51%	11,478,678.39
Fund Type	General Fund Net Gain (Loss)	(\$723,001.00)	(\$486,174.57)	\$458,027.87	\$1,181,028.87	(63%)	\$37,302.60



Income Statement

Through 02/28/25

Detail Listing

Include Rollup Account/Rollup to Account

Account	Account Description	Annual Budget Amount	MTD Actual Amount	YTD Actual Amount	Budget Less YTD Actual	% of Budget	Prior Year Total Actual
Fund Category Governmental Funds							
Fund Type Special Revenue Funds							
Fund 02 - IL Municipal Retirement Fund							
REVENUE							
3001	General Property Tax	10,184.00	.00	5,033.51	5,150.49	49	10,075.98
3010	State Replacement Tax	11,688.00	.00	5,535.65	6,152.35	47	12,655.89
3020	Investment Income/(Loss)	900.00	.00	2,130.88	(1,230.88)	237	20,769.21
3100	Interfund Transfers	470,122.00	.00	.00	470,122.00	0	253,530.07
	REVENUE TOTALS	\$492,894.00	\$0.00	\$12,700.04	\$480,193.96	3%	\$297,031.15
EXPENSE							
8020	I.M.R.F.	492,894.00	28,123.63	260,207.53	232,686.47	53	336,402.49
	EXPENSE TOTALS	\$492,894.00	\$28,123.63	\$260,207.53	\$232,686.47	53%	\$336,402.49
Fund 02 - IL Municipal Retirement Fund Totals							
	REVENUE TOTALS	492,894.00	.00	12,700.04	480,193.96	3%	297,031.15
	EXPENSE TOTALS	492,894.00	28,123.63	260,207.53	232,686.47	53%	336,402.49
Fund 02 - IL Municipal Retirement Fund	Net Gain (Loss)	\$0.00	(\$28,123.63)	(\$247,507.49)	(\$247,507.49)	+++	(\$39,371.34)



Income Statement

Through 02/28/25

Detail Listing

Include Rollup Account/Rollup to Account

Account	Account Description	Annual Budget Amount	MTD Actual Amount	YTD Actual Amount	Budget Less YTD Actual	% of Budget	Prior Year Total Actual
Fund Category Governmental Funds							
Fund Type Special Revenue Funds							
Fund 06 - Insurance Liability Fund							
REVENUE							
3001	General Property Tax	10,184.00	.00	5,033.51	5,150.49	49	10,075.98
3020	Investment Income/(Loss)	2,300.00	75.24	3,660.18	(1,360.18)	159	3,434.49
3041	Miscellaneous Income	.00	.00	6,831.65	(6,831.65)	+++	.00
3100	Interfund Transfers	395,108.00	.00	.00	395,108.00	0	317,082.72
REVENUE TOTALS		\$407,592.00	\$75.24	\$15,525.34	\$392,066.66	4%	\$330,593.19
EXPENSE							
5100	Insurance-General	227,031.00	.00	72,991.74	154,039.26	32	149,903.16
5110	Worker's Compensation	157,593.00	.00	74,810.34	82,782.66	47	147,092.70
5120	Unemployment Compensation	22,968.00	6,283.65	23,835.44	(867.44)	104	23,441.32
EXPENSE TOTALS		\$407,592.00	\$6,283.65	\$171,637.52	\$235,954.48	42%	\$320,437.18
Fund 06 - Insurance Liability Fund Totals							
REVENUE TOTALS		407,592.00	75.24	15,525.34	392,066.66	4%	330,593.19
EXPENSE TOTALS		407,592.00	6,283.65	171,637.52	235,954.48	42%	320,437.18
Fund 06 - Insurance Liability Fund Net Gain (Loss)		\$0.00	(\$6,208.41)	(\$156,112.18)	(\$156,112.18)	+++	\$10,156.01



Income Statement

Through 02/28/25

Detail Listing

Include Rollup Account/Rollup to Account

Account	Account Description	Annual Budget Amount	MTD Actual Amount	YTD Actual Amount	Budget Less YTD Actual	% of Budget	Prior Year Total Actual
Fund Category Governmental Funds							
Fund Type Special Revenue Funds							
Fund 08 - Social Security Fund							
REVENUE							
3001	General Property Tax	10,184.00	.00	5,033.51	5,150.49	49	10,075.98
3010	State Replacement Tax	6,843.00	.00	2,767.84	4,075.16	40	6,327.95
3020	Investment Income/(Loss)	650.00	.00	985.07	(335.07)	152	1,458.17
3100	Interfund Transfers	443,181.00	.00	.00	443,181.00	0	361,040.29
	REVENUE TOTALS	\$460,858.00	\$0.00	\$8,786.42	\$452,071.58	2%	\$378,902.39
EXPENSE							
8060	Social Security Tax	460,858.00	32,994.42	306,164.01	154,693.99	66	387,660.50
	EXPENSE TOTALS	\$460,858.00	\$32,994.42	\$306,164.01	\$154,693.99	66%	\$387,660.50
Fund 08 - Social Security Fund Totals							
	REVENUE TOTALS	460,858.00	.00	8,786.42	452,071.58	2%	378,902.39
	EXPENSE TOTALS	460,858.00	32,994.42	306,164.01	154,693.99	66%	387,660.50
	Fund 08 - Social Security Fund Net Gain (Loss)	\$0.00	(\$32,994.42)	(\$297,377.59)	(\$297,377.59)	+++	(\$8,758.11)
Fund Type Special Revenue Funds Totals							
	REVENUE TOTALS	1,361,344.00	75.24	37,011.80	1,324,332.20	3%	1,006,526.73
	EXPENSE TOTALS	1,361,344.00	67,401.70	738,009.06	623,334.94	54%	1,044,500.17
	Fund Type Special Revenue Funds Net Gain (Loss)	\$0.00	(\$67,326.46)	(\$700,997.26)	(\$700,997.26)	+++	(\$37,973.44)



Income Statement

Through 02/28/25

Detail Listing

Include Rollup Account/Rollup to Account

Account	Account Description	Annual Budget Amount	MTD Actual Amount	YTD Actual Amount	Budget Less YTD Actual	% of Budget	Prior Year Total Actual
Fund Category Governmental Funds							
Fund Type Capital Projects Funds							
Fund 03 - Construction & Development Fund							
REVENUE							
3001	General Property Tax	111,838.00	.00	55,272.28	56,565.72	49	111,704.37
3020	Investment Income/(Loss)	150,000.00	24,978.39	256,524.59	(106,524.59)	171	474,880.10
3030	Federal & State Grants	3,224,507.00	.00	.00	3,224,507.00	0	395,579.13
3031	Local Grants	.00	.00	90,100.00	(90,100.00)	+++	.00
3041	Miscellaneous Income	25,000.00	.00	6,093.77	18,906.23	24	7,879.24
3051	Rentals- Agriculture	432,150.00	49,080.00	380,128.35	52,021.65	88	488,954.10
3053	Golf Courses	180,000.00	101,189.25	191,189.25	(11,189.25)	106	450,787.92
3063							
3063 001	Green Fees	402,534.00	.00	.00	402,534.00	0	.00
3063 002	Pro Shop Sales	30,207.00	.00	.00	30,207.00	0	.00
3063 004	Rentals	104,892.00	.00	.00	104,892.00	0	.00
3063 005	Food & Beverage	143,853.00	.00	.00	143,853.00	0	.00
3063 006	Memberships	28,479.00	.00	.00	28,479.00	0	.00
3063 007	Interest Income	.00	.00	32.79	(32.79)	+++	.00
3063 - Totals		\$709,965.00	\$0.00	\$32.79	\$709,932.21	0%	\$0.00
3064							
3064 001	Green Fees	367,180.00	.00	.00	367,180.00	0	.00
3064 002	Pro Shop Sales	33,170.00	.00	8.40	33,161.60	0	.00
3064 003	Driving Range	18,271.00	.00	.00	18,271.00	0	.00
3064 004	Rentals	97,440.00	.00	.00	97,440.00	0	.00
3064 005	Food & Beverage	80,249.00	.00	.00	80,249.00	0	.00
3064 006	Memberships	28,479.00	.00	.00	28,479.00	0	.00
3064 - Totals		\$624,789.00	\$0.00	\$8.40	\$624,780.60	0%	\$0.00
REVENUE TOTALS		\$5,458,249.00	\$175,247.64	\$979,349.43	\$4,478,899.57	18%	\$1,929,784.86
EXPENSE							
4001	Full Time Salaries	297,922.00	.00	15,618.90	282,303.10	5	.00
5001	Conferences & Meetings	13,900.00	.00	1,657.02	12,242.98	12	.00
5020	Organization Support	46,430.00	.00	4,357.09	42,072.91	9	.00
5070	Professional Fees	4,026,475.00	3,958.00	824,840.81	3,201,634.19	20	537,280.99
5090	Insurance-Employees	51,476.00	.00	958.06	50,517.94	2	.00
5100	Insurance-General	9,600.00	.00	.00	9,600.00	0	.00
5130	Telephone	17,250.00	.00	562.93	16,687.07	3	.00
5140	Electricity & Water	30,500.00	.00	.00	30,500.00	0	.00
5150	Gas	15,500.00	.00	.00	15,500.00	0	.00
5181	Banking Services	32,880.00	.00	1,595.27	31,284.73	5	.00
5200	Association Dues	7,470.00	.00	80.50	7,389.50	1	.00



Income Statement

Through 02/28/25

Detail Listing

Include Rollup Account/Rollup to Account

Account	Account Description	Annual Budget Amount	MTD Actual Amount	YTD Actual Amount	Budget Less YTD Actual	% of Budget	Prior Year Total Actual
Fund Category Governmental Funds							
Fund Type Capital Projects Funds							
Fund 03 - Construction & Development Fund							
EXPENSE							
6015	Supplies	134,895.00	.00	14,237.93	120,657.07	11	.00
6030	Field Supplies	11,500.00	.00	.00	11,500.00	0	.00
6038	Herbicide	40,214.00	.00	.00	40,214.00	0	.00
6070	Uniforms	8,150.00	.00	.00	8,150.00	0	.00
6090	Repair & Maint Bldg & Grd	53,130.00	.00	566.50	52,563.50	1	.00
6095	ADA Projects	36,367.00	.00	.00	36,367.00	0	.00
6110	Repair & Maint Equipment	84,636.00	.00	11,001.04	73,634.96	13	.00
7020	Machinery & Equipment	153,004.00	.00	.00	153,004.00	0	.00
7050	Land Area Development	6,382,224.00	113,987.52	1,212,182.77	5,170,041.23	19	591,654.14
7060	Restoration	1,246,347.00	40,915.11	343,595.74	902,751.26	28	990,135.24
8030	Miscellaneous Fees	18,288.00	.00	72.93	18,215.07	0	186,570.18
8070	Interfund Transfers	500,000.00	500,000.00	500,000.00	.00	100	1,826,963.00
EXPENSE TOTALS		\$13,218,158.00	\$658,860.63	\$2,931,327.49	\$10,286,830.51	22%	\$4,132,603.55
Fund 03 - Construction & Development Fund Totals							
REVENUE TOTALS		5,458,249.00	175,247.64	979,349.43	4,478,899.57	18%	1,929,784.86
EXPENSE TOTALS		13,218,158.00	658,860.63	2,931,327.49	10,286,830.51	22%	4,132,603.55
Fund 03 - Construction & Development Fund Net Gain (Loss)		(\$7,759,909.00)	(\$483,612.99)	(\$1,951,978.06)	\$5,807,930.94	25%	(\$2,202,818.69)



Income Statement

Through 02/28/25

Detail Listing

Include Rollup Account/Rollup to Account

Account	Account Description	Annual Budget Amount	MTD Actual Amount	YTD Actual Amount	Budget Less YTD Actual	% of Budget	Prior Year Total Actual
Fund Category Governmental Funds							
Fund Type Capital Projects Funds							
Fund 05 - Land Acquisition Fund							
REVENUE							
3020	Investment Income/(Loss)	75,000.00	14,776.32	163,929.32	(88,929.32)	219	432,787.65
3030	Federal & State Grants	1,000,000.00	.00	990,000.00	10,000.00	99	.00
3041	Miscellaneous Income	.00	28,337.50	30,657.50	(30,657.50)	+++	19,598.90
REVENUE TOTALS		\$1,075,000.00	\$43,113.82	\$1,184,586.82	(\$109,586.82)	110%	\$452,386.55
EXPENSE							
5180	Consulting Services	5,000.00	.00	.00	5,000.00	0	1,826.00
5190	Surveys & Appraisals	30,000.00	.00	1,425.00	28,575.00	5	25,535.00
7080	Land Acquisition	10,436,305.00	.00	4,963,486.02	5,472,818.98	48	1,785,125.08
8030	Miscellaneous Fees	.00	.00	.00	.00	+++	55,000.00
EXPENSE TOTALS		\$10,471,305.00	\$0.00	\$4,964,911.02	\$5,506,393.98	47%	\$1,867,486.08
Fund 05 - Land Acquisition Fund Totals							
REVENUE TOTALS		1,075,000.00	43,113.82	1,184,586.82	(109,586.82)	110%	452,386.55
EXPENSE TOTALS		10,471,305.00	.00	4,964,911.02	5,506,393.98	47%	1,867,486.08
Fund 05 - Land Acquisition Fund Net Gain (Loss)		(\$9,396,305.00)	\$43,113.82	(\$3,780,324.20)	\$5,615,980.80	40%	(\$1,415,099.53)



Income Statement

Through 02/28/25

Detail Listing

Include Rollup Account/Rollup to Account

Account	Account Description	Annual Budget Amount	MTD Actual Amount	YTD Actual Amount	Budget Less YTD Actual	% of Budget	Prior Year Total Actual
Fund Category Governmental Funds							
Fund Type Capital Projects Funds							
Fund 11 - Mitigation							
REVENUE							
3020	Investment Income/(Loss)	115,000.00	5,603.88	59,429.86	55,570.14	52	191,373.14
3096	Stream Mitigation Credit	.00	.00	.00	.00	+++	385,630.00
3100	Interfund Transfers	500,000.00	500,000.00	500,000.00	.00	100	3,426,963.00
	REVENUE TOTALS	\$615,000.00	\$505,603.88	\$559,429.86	\$55,570.14	91%	\$4,003,966.14
EXPENSE							
5070	Professional Fees	3,292,577.00	5,000.00	762,626.44	2,529,950.56	23	4,583,754.30
	EXPENSE TOTALS	\$3,292,577.00	\$5,000.00	\$762,626.44	\$2,529,950.56	23%	\$4,583,754.30
	Fund 11 - Mitigation Totals						
	REVENUE TOTALS	615,000.00	505,603.88	559,429.86	55,570.14	91%	4,003,966.14
	EXPENSE TOTALS	3,292,577.00	5,000.00	762,626.44	2,529,950.56	23%	4,583,754.30
	Fund 11 - Mitigation Net Gain (Loss)	(\$2,677,577.00)	\$500,603.88	(\$203,196.58)	\$2,474,380.42	8%	(\$579,788.16)
	Fund Type Capital Projects Funds Totals						
	REVENUE TOTALS	7,148,249.00	723,965.34	2,723,366.11	4,424,882.89	38%	6,386,137.55
	EXPENSE TOTALS	26,982,040.00	663,860.63	8,658,864.95	18,323,175.05	32%	10,583,843.93
	Fund Type Capital Projects Funds Net Gain (Loss)	(\$19,833,791.00)	\$60,104.71	(\$5,935,498.84)	\$13,898,292.16	30%	(\$4,197,706.38)



Income Statement

Through 02/28/25

Detail Listing

Include Rollup Account/Rollup to Account

Account	Account Description	Annual Budget Amount	MTD Actual Amount	YTD Actual Amount	Budget Less YTD Actual	% of Budget	Prior Year Total Actual
Fund Category Governmental Funds							
Fund Type Debt Service Funds							
Fund 04 - Debt Service Fund							
REVENUE							
3001	General Property Tax	15,708,869.00	.00	7,763,169.02	7,945,699.98	49	15,700,804.35
3010	State Replacement Tax	6,843.00	.00	2,767.84	4,075.16	40	6,327.95
3020	Investment Income/(Loss)	350,000.00	26,620.52	496,432.87	(146,432.87)	142	598,518.37
REVENUE TOTALS		\$16,065,712.00	\$26,620.52	\$8,262,369.73	\$7,803,342.27	51%	\$16,305,650.67
EXPENSE							
8030	Miscellaneous Fees	7,000.00	1,000.00	2,655.00	4,345.00	38	4,800.00
8040	Bond Expense	12,965,000.00	.00	12,965,000.00	.00	100	12,430,000.00
8050	Interest Expense	2,359,057.00	.00	1,294,090.63	1,064,966.37	55	2,880,456.26
EXPENSE TOTALS		\$15,331,057.00	\$1,000.00	\$14,261,745.63	\$1,069,311.37	93%	\$15,315,256.26
Fund 04 - Debt Service Fund Totals							
REVENUE TOTALS		16,065,712.00	26,620.52	8,262,369.73	7,803,342.27	51%	16,305,650.67
EXPENSE TOTALS		15,331,057.00	1,000.00	14,261,745.63	1,069,311.37	93%	15,315,256.26
Fund 04 - Debt Service Fund Net Gain (Loss)		\$734,655.00	\$25,620.52	(\$5,999,375.90)	(\$6,734,030.90)	(817%)	\$990,394.41
Fund Type Debt Service Funds Totals							
REVENUE TOTALS		16,065,712.00	26,620.52	8,262,369.73	7,803,342.27	51%	16,305,650.67
EXPENSE TOTALS		15,331,057.00	1,000.00	14,261,745.63	1,069,311.37	93%	15,315,256.26
Fund Type Debt Service Funds Net Gain (Loss)		\$734,655.00	\$25,620.52	(\$5,999,375.90)	(\$6,734,030.90)	(817%)	\$990,394.41
Fund Category Governmental Funds Totals							
REVENUE TOTALS		36,611,386.00	981,232.00	17,936,764.41	18,674,621.59	49%	35,214,295.94
EXPENSE TOTALS		56,433,523.00	1,449,007.80	30,114,608.54	26,318,914.46	53%	38,422,278.75
Fund Category Governmental Funds Net Gain (Loss)		(\$19,822,137.00)	(\$467,775.80)	(\$12,177,844.13)	\$7,644,292.87	61%	(\$3,207,982.81)



Income Statement

Through 02/28/25

Detail Listing

Include Rollup Account/Rollup to Account

Account	Account Description	Annual Budget Amount	MTD Actual Amount	YTD Actual Amount	Budget Less YTD Actual	% of Budget	Prior Year Total Actual
Fund Category Proprietary Funds							
Fund Type Enterprise Funds							
Fund 07 - Events & Cultural Fund							
REVENUE							
3020	Investment Income/(Loss)	40,000.00	10,156.71	68,535.53	(28,535.53)	171	77,689.06
3021	Adjustment to Accrued Income	.00	(2,939.87)	1,534.25	(1,534.25)	+++	4,147.60
3022	Schwab Gain/ (Loss) on Investment	.00	5,953.21	39,968.73	(39,968.73)	+++	48,069.51
3041	Miscellaneous Income	25,000.00	.00	25,025.00	(25.00)	100	125,000.00
3054	Baseball Income	500,000.00	.00	275,000.00	225,000.00	55	500,000.00
REVENUE TOTALS		\$565,000.00	\$13,170.05	\$410,063.51	\$154,936.49	73%	\$754,906.17
EXPENSE							
5181	Banking Services	3,500.00	.00	2,578.00	922.00	74	3,281.50
7090	Depreciation	675,006.00	.00	.00	675,006.00	0	749,010.03
8040	Bond Expense	545,000.00	.00	.00	545,000.00	0	.00
8050	Interest Expense	60,810.00	.00	34,492.50	26,317.50	57	75,058.00
8075	Amortization Expense	24,412.00	.00	.00	24,412.00	0	24,411.83
EXPENSE TOTALS		\$1,308,728.00	\$0.00	\$37,070.50	\$1,271,657.50	3%	\$851,761.36
Fund 07 - Events & Cultural Fund Totals							
REVENUE TOTALS		565,000.00	13,170.05	410,063.51	154,936.49	73%	754,906.17
EXPENSE TOTALS		1,308,728.00	.00	37,070.50	1,271,657.50	3%	851,761.36
Fund 07 - Events & Cultural Fund Net Gain (Loss)		(\$743,728.00)	\$13,170.05	\$372,993.01	\$1,116,721.01	(50%)	(\$96,855.19)
Fund Type Enterprise Funds Totals							
REVENUE TOTALS		565,000.00	13,170.05	410,063.51	154,936.49	73%	754,906.17
EXPENSE TOTALS		1,308,728.00	.00	37,070.50	1,271,657.50	3%	851,761.36
Fund Type Enterprise Funds Net Gain (Loss)		(\$743,728.00)	\$13,170.05	\$372,993.01	\$1,116,721.01	(50%)	(\$96,855.19)
Fund Category Proprietary Funds Totals							
REVENUE TOTALS		565,000.00	13,170.05	410,063.51	154,936.49	73%	754,906.17
EXPENSE TOTALS		1,308,728.00	.00	37,070.50	1,271,657.50	3%	851,761.36
Fund Category Proprietary Funds Net Gain (Loss)		(\$743,728.00)	\$13,170.05	\$372,993.01	\$1,116,721.01	(50%)	(\$96,855.19)
Grand Totals							
REVENUE TOTALS		37,176,386.00	994,402.05	18,346,827.92	18,829,558.08	49%	35,969,202.11
EXPENSE TOTALS		57,742,251.00	1,449,007.80	30,151,679.04	27,590,571.96	52%	39,274,040.11
Grand Total Net Gain (Loss)		(\$20,565,865.00)	(\$454,605.75)	(\$11,804,851.12)	\$8,761,013.88	57%	(\$3,304,838.00)